


# DC16 70A. 515 kW (700 hp)

US Tier 4i, EU Stage IIIB



The industrial engines from Scania are based on a robust design with a strength optimised cylinder block containing wet cylinder liners that can easily be exchanged. Individual cylinder heads with 4 valves per cylinder promotes reparability and fuel economy.

The engine is equipped with a Scania developed Engine Management System, EMS, in order to ensure the control of all aspects related to engine performance. The injection system is Scania's XPI (Extra High Pressure Injection), a common rail system that in combination with SCR (Selective Catalytic Reduction) gives low exhaust emissions with good fuel economy and a high torque. The engine can be fitted with many accessories such as air cleaners, silencers, PTO:s and flywheels in order to suit a variety of installations.

	Rating	Engine speed (rpm)			
		1200	1500	1800	2100
Gross power (kW)	IFN	371	505	515	515
Gross power (hp)	IFN	504	687	700	700
Gross torque (Nm)	IFN	2950	3215	2732	2342
Spec fuel consumption. Full load (g/kWh)		192	193	201	210
Spec fuel consumption. 3/4 load (g/kWh)		194	195	198	216
Spec fuel consumption. 1/2 load (g/kWh)		196	195	201	224
AdBlue consumption. Full load (g/kWh)		21	20	20	24
Heat rejection to cooling water (kW)		147	172	179	199

**IFN – Intermittent service:** Rated output available 1/6 h.  
Unlimited h/year service time at a load factor of 80%

### Standard equipment

- Scania Engine Management System, EMS
- Extra high pressure fuel injection system, XPI
- Turbo charger
- Fuel filter and extra pre-filter with water separator
- Oil filter, full flow
- Centrifugal oil cleaner
- Oil cooler, integrated in block
- Oil filler, in valve cover
- Deep front oil sump
- Oil dipstick, in block
- Magnetic drain plug for oil draining
- Starter, 1-pole 7.0 kW
- Alternator, 1-pole 100A
- Flywheel, for use with friction clutch
- Silumin flywheel housing, SAE 1 flange
- Front mounted engine brackets
- SCR system
- Open crankcase ventilation
- Operator's manual

### Optional equipment

- Prepared for cooling package
- Puller and pusher fans
- Fan ring with sealing
- Hydraulic pump
- Air compressor
- AC compressor
- Side mounted PTO
- Front mounted PTO
- Exhaust connections
- Electrical base system
- Control and instrument panels
- Accelerator position sensor
- Engine heater
- Flywheel: SAE14"
- Stiff rubber engine suspension
- Air cleaner
- Closed crankcase ventilation
- Studs in flywheel housing
- External thermostat for extra oil cooler
- Low coolant level reaction
- Variable idle speed setting
- Low oil sump
- Oil level sensor

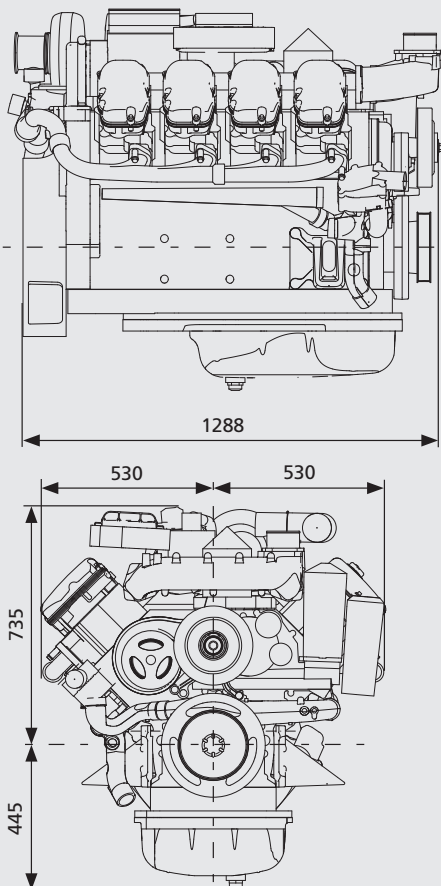


# DC16 70A. 515 kW (700 hp)

US Tier 4i, EU Stage IIIB

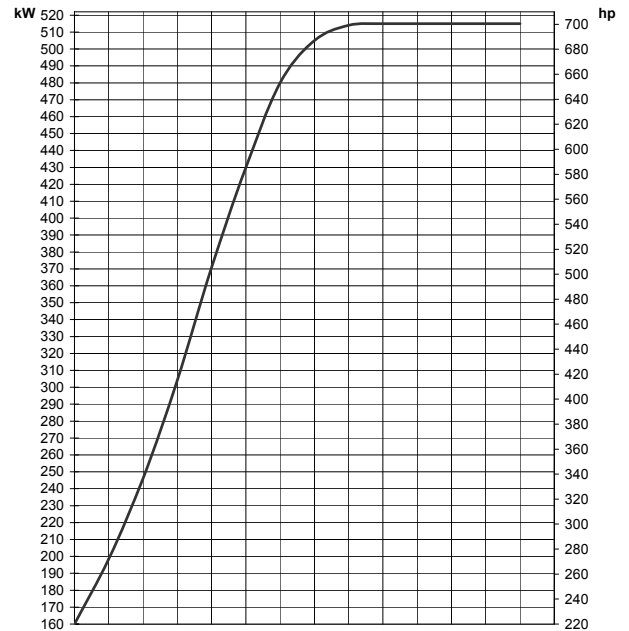
## Engine description

No of cylinders	90° V8
Working principle	4-stroke
Firing order	1 - 5 - 4 - 2 - 6 - 3 - 7 - 8
Displacement	16.4 litres
Bore x stroke	130 x 154 mm
Compression ratio	16.7:1
Weight	1340 kg (excl oil and coolant)
Piston speed at 1500 rpm	7.7 m/s
Piston speed at 1800 rpm	9.24 m/s
Camshaft	High position alloy steel
Pistons	Steel pistons
Connection rods	I-section press forgings of alloy steel
Crankshaft	Alloy steel with hardened and polished bearing surfaces
Oil capacity	35-45 dm <sup>3</sup>
Electrical system	1-pole 24V

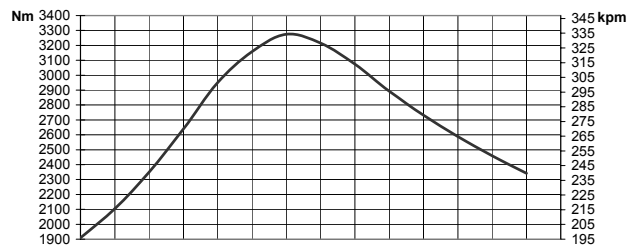


Edition 01 © Scania CV AB, SE-151 87 Södertälje, Sweden

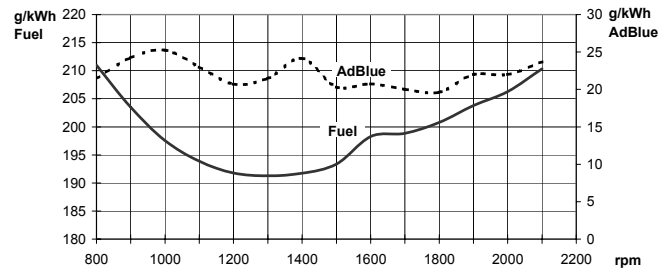
## Output



## Torque



## Spec fuel and AdBlue consumption



**Test conditions** Air temperature +25°C. Barometric pressure 100 kPa (750 mmHg). Humidity 30%. Diesel fuel acc. to ECE R 24 Annex 6. Density of fuel 0.840 kg/dm<sup>3</sup>. Viscosity of fuel 3.0 cSt at 40°C. Energy value 42700 kJ/kg. **Power test code** ISO 3046. Power and fuel values +/-3%.

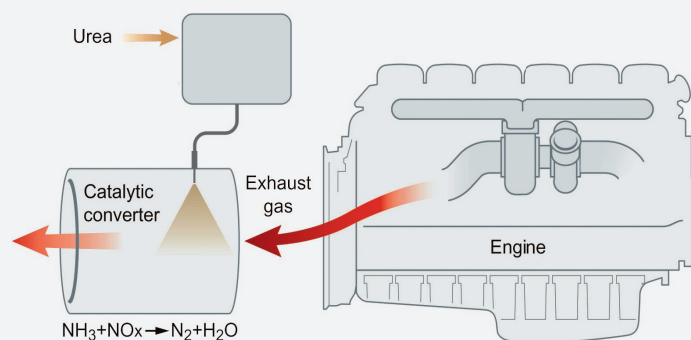


SE 151 87 Södertälje, Sweden  
 Telephone +46 8 553 810 00  
 Telefax +46 8 553 829 93  
[www.scania.com](http://www.scania.com)  
[engines@scania.com](mailto:engines@scania.com)



# SCR system

US Tier 4i, EU Stage IIIB

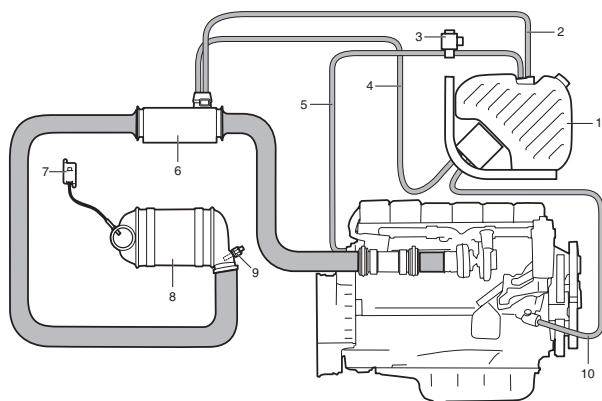


The principle for Scania SCR system

SCR (Selective Catalytic Reduction) technology is used on Scania's engines for Stage IIIB and Tier 4i to reduce the NO<sub>x</sub> content in the exhaust gases. A chemical process is started by injecting AdBlue, a urea and water mixture, into the exhaust gas stream. During injection the water evaporates and the urea breaks down to form ammonia. The ammonia then reacts with the nitrogen gases in the catalytic converter and forms harmless products such as nitrogen gas and water. Through the use of SCR the exhaust gases are purged of poisonous levels of NO<sub>x</sub> in the best possible way. Scania is making use of a system that is carefully developed and tested in our own laboratory.

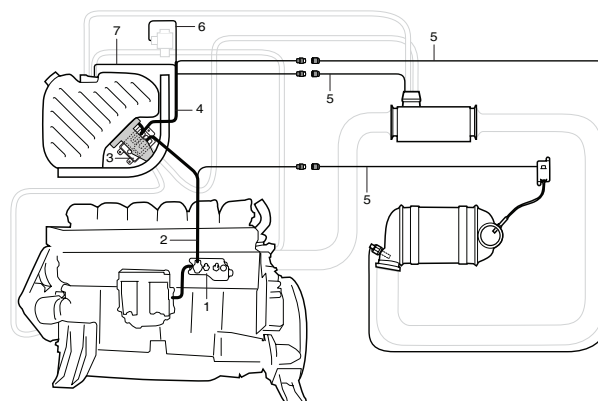
The AdBlue tank holds 38 or 60 litres and is heated by the engine's cooling system in order to avoid freezing of the urea solution, urea freezes at -11°C. The AdBlue tank and a pump module are delivered as a unit which is fitted to brackets for an easy installation. The Scania system contains all mechanical and electrical parts needed except from the exhaust piping which is to be adapted according to the customers installation.

## Mechanical system



	Mechanical system	Standard	Optional
1	AdBlue tank and pump module	38 l	60 l
2	AdBlue fluid return line	2 m	3 m 4 m
3	Tank heater valve	✓	–
4	AdBlue pressure line	2 m	3 m 4 m
5	Coolant hose for heating of tank and pump module	–	–
6	Hydrolysis catalyst with AdBlue dosage valve	✓	–
7	NO <sub>x</sub> sensor with control unit	✓	–
8	SCR catalyst	✓	–
9	Temperature sensor	✓	–
10	Coolant return line from AdBlue tank and pump module	–	–

## Electric system



	Electric system	Standard	Optional
1	Connection unit	✓	–
2	Cable harness between engine and SCR control unit	✓	–
3	SCR control unit	✓	–
4	Cable harness between SCR control unit and components	✓	–
5	Extension cable	–	–
6	Cable to the tank heater valve	✓	–
7	Cable to the AdBlue tank level sensor	✓	–

This specification is preliminary and may be revised without notice.

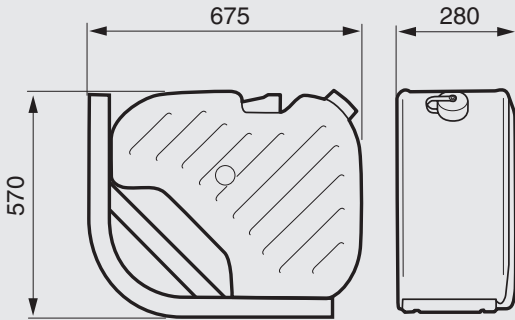


## SCR system

US Tier 4i, EU Stage IIIB

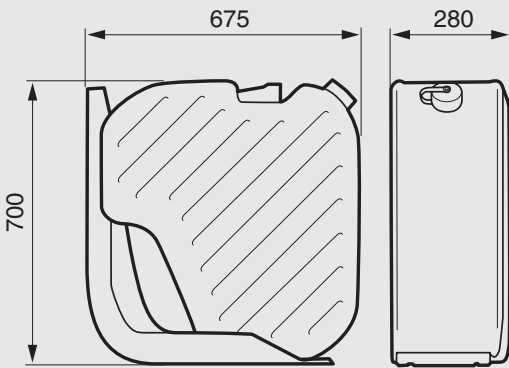
### AdBlue tank - 38 litres

Total volume: 50 litres  
Filling volume: 38 litres

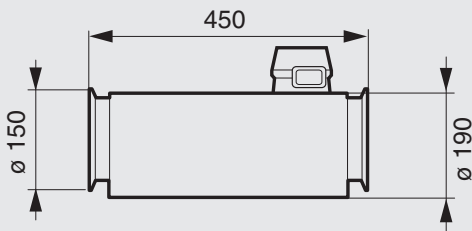


### AdBlue tank - 60 litres

Total volume: 70 litres  
Filling volume: 60 litres



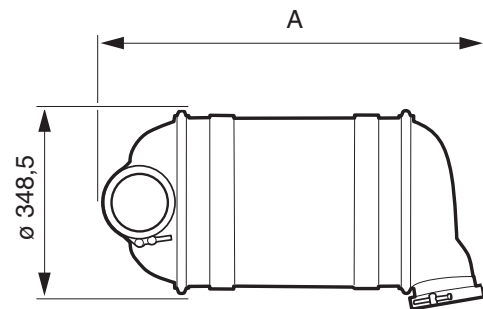
### Hydrolysis catalyst with reductant doser



### SCR catalyst

The SCR catalyst comes in four different models.

Engine	Power (hp)	Volume (litres)	Measure A (mm)
DC9	200-400	24	765
DC13	350-450	26	790
DC13	500	30	830
DC16	650-700	33	880



### SCR catalyst with silencer

Volume: 33 litres  
Connection for exhaust pipes: Ø114 mm  
(not for DC16 70A, 700 hp)

