

2009 HR Symposium

1. Certification (Basics, Labour Mobility, Currency)								
	1	2	3	4	5	N/A	Rating Average	Response Count
The information received was useful to our jurisdiction.	0.0% (0)	2.9% (1)	0.0% (0)	34.3% (12)	54.3% (19)	8.6% (3)	4.53	35
The information received is beneficial to my work.	0.0% (0)	0.0% (0)	5.7% (2)	31.4% (11)	57.1% (20)	5.7% (2)	4.55	35
The information received helped me to understand the Teacher Development and Certification Branch support that is available.	0.0% (0)	0.0% (0)	8.6% (3)	40.0% (14)	45.7% (16)	5.7% (2)	4.39	35
I found the format for the sessions effective.	0.0% (0)	0.0% (0)	2.9% (1)	20.0% (7)	71.4% (25)	5.7% (2)	4.73	35
I found the discussions during the sessions engaging.	0.0% (0)	2.9% (1)	2.9% (1)	31.4% (11)	57.1% (20)	5.7% (2)	4.52	35
The presenter was knowledgeable about the topic.	0.0% (0)	0.0% (0)	2.9% (1)	11.4% (4)	80.0% (28)	5.7% (2)	4.82	35
The presenter responded to questions during the presentation.	0.0% (0)	0.0% (0)	2.9% (1)	17.1% (6)	74.3% (26)	5.7% (2)	4.76	35
Session handouts are informative.	0.0% (0)	0.0% (0)	3.0% (1)	27.3% (9)	63.6% (21)	6.1% (2)	4.65	33
Other (please specify)								5
answered question								35
skipped question								5

2. Moving Problems Up (Sections 105/109/Board of Reference.								
	1	2	3	4	5	N/A	Rating Average	Response Count
The information received was useful to our jurisdiction.	0.0% (0)	0.0% (0)	0.0% (0)	25.7% (9)	51.4% (18)	22.9% (8)	4.67	35
The information received is beneficial to my work.	0.0% (0)	0.0% (0)	0.0% (0)	26.5% (9)	52.9% (18)	20.6% (7)	4.67	34
The information received helped me to understand the Teacher Development and Certification Branch support that is available.	0.0% (0)	0.0% (0)	2.9% (1)	32.4% (11)	44.1% (15)	20.6% (7)	4.52	34
I found the format for the sessions effective.	0.0% (0)	0.0% (0)	2.9% (1)	17.6% (6)	58.8% (20)	20.6% (7)	4.70	34
I found the discussions during the sessions engaging.	0.0% (0)	0.0% (0)	8.8% (3)	17.6% (6)	52.9% (18)	20.6% (7)	4.56	34
The presenter was knowledgeable about the topic.	0.0% (0)	0.0% (0)	2.9% (1)	11.8% (4)	64.7% (22)	20.6% (7)	4.78	34
The presenter responded to questions during the presentation.	0.0% (0)	0.0% (0)	0.0% (0)	14.7% (5)	64.7% (22)	20.6% (7)	4.81	34
Session handouts are informative.	0.0% (0)	0.0% (0)	5.9% (2)	20.6% (7)	52.9% (18)	20.6% (7)	4.59	34
Other (please specify)								1
answered question								35
skipped question								5

3. CTS - Bridging to Certification (RFP)								
	1	2	3	4	5	N/A	Rating Average	Response Count
The information received was useful to our jurisdiction.	0.0% (0)	3.7% (1)	7.4% (2)	14.8% (4)	44.4% (12)	29.6% (8)	4.42	27
The information received is beneficial to my work.	0.0% (0)	3.7% (1)	7.4% (2)	14.8% (4)	48.1% (13)	25.9% (7)	4.45	27
The information received helped me to understand the Teacher Development and Certification Branch support that is available.	0.0% (0)	3.7% (1)	3.7% (1)	22.2% (6)	44.4% (12)	25.9% (7)	4.45	27
I found the format for the sessions effective.	0.0% (0)	0.0% (0)	7.4% (2)	11.1% (3)	55.6% (15)	25.9% (7)	4.65	27
I found the discussions during the sessions engaging.	0.0% (0)	3.7% (1)	7.4% (2)	11.1% (3)	51.9% (14)	25.9% (7)	4.50	27
The presenter was knowledgeable about the topic.	0.0% (0)	0.0% (0)	3.7% (1)	14.8% (4)	55.6% (15)	25.9% (7)	4.70	27
The presenter responded to questions during the presentation.	0.0% (0)	3.7% (1)	0.0% (0)	14.8% (4)	55.6% (15)	25.9% (7)	4.65	27
Session handouts are informative.	0.0% (0)	0.0% (0)	3.8% (1)	23.1% (6)	46.2% (12)	26.9% (7)	4.58	26
Other (please specify)								1
answered question								27
skipped question								13

4. Supervision of Non-Certificated Staff (Evolving Dynamic)								
	1	2	3	4	5	N/A	Rating Average	Response Count
The information received was useful to our jurisdiction.	0.0% (0)	3.6% (1)	0.0% (0)	21.4% (6)	39.3% (11)	35.7% (10)	4.50	28
The information received is beneficial to my work.	0.0% (0)	3.7% (1)	0.0% (0)	29.6% (8)	37.0% (10)	29.6% (8)	4.42	27
The information received helped me to understand the Teacher Development and Certification Branch support that is available.	0.0% (0)	3.7% (1)	0.0% (0)	29.6% (8)	37.0% (10)	29.6% (8)	4.42	27
I found the format for the sessions effective.	0.0% (0)	3.7% (1)	0.0% (0)	25.9% (7)	40.7% (11)	29.6% (8)	4.47	27
I found the discussions during the sessions engaging.	0.0% (0)	3.7% (1)	0.0% (0)	18.5% (5)	48.1% (13)	29.6% (8)	4.58	27
The presenter was knowledgeable about the topic.	0.0% (0)	3.7% (1)	0.0% (0)	11.1% (3)	55.6% (15)	29.6% (8)	4.68	27
The presenter responded to questions during the presentation.	0.0% (0)	3.7% (1)	0.0% (0)	14.8% (4)	51.9% (14)	29.6% (8)	4.63	27
Session handouts are informative.	0.0% (0)	3.8% (1)	0.0% (0)	19.2% (5)	46.2% (12)	30.8% (8)	4.56	26
						Other (please specify)		5
						answered question		28
						skipped question		12

5. School Leadership Framework								
	1	2	3	4	5	N/A	Rating Average	Response Count
The information received was useful to our jurisdiction.	0.0% (0)	0.0% (0)	3.6% (1)	28.6% (8)	32.1% (9)	35.7% (10)	4.44	28
The information received is beneficial to my work.	0.0% (0)	0.0% (0)	3.7% (1)	33.3% (9)	29.6% (8)	33.3% (9)	4.39	27
The information received helped me to understand the Teacher Development and Certification Branch support that is available.	0.0% (0)	0.0% (0)	7.4% (2)	37.0% (10)	18.5% (5)	37.0% (10)	4.18	27
I found the format for the sessions effective.	0.0% (0)	0.0% (0)	3.8% (1)	34.6% (9)	26.9% (7)	34.6% (9)	4.35	26
I found the discussions during the sessions engaging.	0.0% (0)	0.0% (0)	3.7% (1)	29.6% (8)	33.3% (9)	33.3% (9)	4.44	27
The presenter was knowledgeable about the topic.	0.0% (0)	0.0% (0)	0.0% (0)	33.3% (9)	33.3% (9)	33.3% (9)	4.50	27
The presenter responded to questions during the presentation.	0.0% (0)	0.0% (0)	0.0% (0)	33.3% (9)	33.3% (9)	33.3% (9)	4.50	27
Session handouts are informative.	0.0% (0)	0.0% (0)	8.0% (2)	28.0% (7)	32.0% (8)	32.0% (8)	4.35	25
Other (please specify)								1
answered question								28
skipped question								12



6. Foreign Prepared Teachers								
	1	2	3	4	5	N/A	Rating Average	Response Count
The information received was useful to our jurisdiction.	0.0% (0)	0.0% (0)	4.8% (1)	9.5% (2)	14.3% (3)	71.4% (15)	4.33	21
The information received is beneficial to my work.	0.0% (0)	0.0% (0)	0.0% (0)	15.0% (3)	20.0% (4)	65.0% (13)	4.57	20
The information received helped me to understand the Teacher Development and Certification Branch support that is available.	0.0% (0)	0.0% (0)	0.0% (0)	20.0% (4)	15.0% (3)	65.0% (13)	4.43	20
I found the format for the sessions effective.	0.0% (0)	0.0% (0)	0.0% (0)	15.0% (3)	20.0% (4)	65.0% (13)	4.57	20
I found the discussions during the sessions engaging.	0.0% (0)	0.0% (0)	0.0% (0)	10.0% (2)	25.0% (5)	65.0% (13)	4.71	20
The presenter was knowledgeable about the topic.	0.0% (0)	0.0% (0)	0.0% (0)	15.0% (3)	20.0% (4)	65.0% (13)	4.57	20
The presenter responded to questions during the presentation.	0.0% (0)	0.0% (0)	0.0% (0)	15.0% (3)	20.0% (4)	65.0% (13)	4.57	20
Session handouts are informative.	0.0% (0)	0.0% (0)	0.0% (0)	15.8% (3)	15.8% (3)	68.4% (13)	4.50	19
							Other (please specify)	3
	answered question							21
	skipped question							19

7. Teacher Registry System (Facts for Superintendents)								
	1	2	3	4	5	N/A	Rating Average	Response Count
The information received was useful to our jurisdiction.	3.4% (1)	0.0% (0)	3.4% (1)	20.7% (6)	44.8% (13)	27.6% (8)	4.43	29
The information received is beneficial to my work.	3.6% (1)	3.6% (1)	3.6% (1)	21.4% (6)	42.9% (12)	25.0% (7)	4.29	28
The information received helped me to understand the Teacher Development and Certification Branch support that is available.	3.6% (1)	0.0% (0)	3.6% (1)	25.0% (7)	42.9% (12)	25.0% (7)	4.38	28
I found the format for the sessions effective.	3.6% (1)	3.6% (1)	7.1% (2)	17.9% (5)	42.9% (12)	25.0% (7)	4.24	28
I found the discussions during the sessions engaging.	3.6% (1)	3.6% (1)	10.7% (3)	21.4% (6)	35.7% (10)	25.0% (7)	4.10	28
The presenter was knowledgeable about the topic.	3.6% (1)	3.6% (1)	0.0% (0)	17.9% (5)	50.0% (14)	25.0% (7)	4.43	28
The presenter responded to questions during the presentation.	3.6% (1)	3.6% (1)	0.0% (0)	14.3% (4)	53.6% (15)	25.0% (7)	4.48	28
Session handouts are informative.	3.6% (1)	3.6% (1)	3.6% (1)	17.9% (5)	46.4% (13)	25.0% (7)	4.33	28
						Other (please specify)		1
						answered question		29
						skipped question		11

8. Excellence in Teaching Awards Program								
	1	2	3	4	5	N/A	Rating Average	Response Count
The information received was useful to our jurisdiction.	0.0% (0)	0.0% (0)	0.0% (0)	13.6% (3)	18.2% (4)	68.2% (15)	4.57	22
The information received is beneficial to my work.	0.0% (0)	0.0% (0)	0.0% (0)	25.0% (5)	10.0% (2)	65.0% (13)	4.29	20
The information received helped me to understand the Teacher Development and Certification Branch support that is available.	0.0% (0)	0.0% (0)	5.0% (1)	15.0% (3)	15.0% (3)	65.0% (13)	4.29	20
I found the format for the sessions effective.	0.0% (0)	0.0% (0)	5.0% (1)	15.0% (3)	15.0% (3)	65.0% (13)	4.29	20
I found the discussions during the sessions engaging.	0.0% (0)	0.0% (0)	5.0% (1)	20.0% (4)	10.0% (2)	65.0% (13)	4.14	20
The presenter was knowledgeable about the topic.	0.0% (0)	0.0% (0)	5.0% (1)	10.0% (2)	20.0% (4)	65.0% (13)	4.43	20
The presenter responded to questions during the presentation.	0.0% (0)	0.0% (0)	5.0% (1)	15.0% (3)	15.0% (3)	65.0% (13)	4.29	20
Session handouts are informative.	0.0% (0)	0.0% (0)	5.0% (1)	15.0% (3)	15.0% (3)	65.0% (13)	4.29	20
							Other (please specify)	2
							answered question	22
							skipped question	18

9. Superintendent Appointments								
	1	2	3	4	5	N/A	Rating Average	Response Count
The information received was useful to our jurisdiction.	0.0% (0)	0.0% (0)	0.0% (0)	11.5% (3)	30.8% (8)	57.7% (15)	4.73	26
The information received is beneficial to my work.	0.0% (0)	0.0% (0)	0.0% (0)	4.0% (1)	40.0% (10)	56.0% (14)	4.91	25
The information received helped me to understand the Teacher Development and Certification Branch support that is available.	0.0% (0)	0.0% (0)	4.0% (1)	4.0% (1)	36.0% (9)	56.0% (14)	4.73	25
I found the format for the sessions effective.	0.0% (0)	0.0% (0)	0.0% (0)	0.0% (0)	44.0% (11)	56.0% (14)	5.00	25
I found the discussions during the sessions engaging.	0.0% (0)	0.0% (0)	0.0% (0)	0.0% (0)	44.0% (11)	56.0% (14)	5.00	25
The presenter was knowledgeable about the topic.	0.0% (0)	0.0% (0)	0.0% (0)	4.0% (1)	40.0% (10)	56.0% (14)	4.91	25
The presenter responded to questions during the presentation.	0.0% (0)	0.0% (0)	0.0% (0)	0.0% (0)	44.0% (11)	56.0% (14)	5.00	25
Session handouts are informative.	0.0% (0)	0.0% (0)	0.0% (0)	0.0% (0)	41.7% (10)	58.3% (14)	5.00	24
							Other (please specify)	3
							answered question	26
							skipped question	14

10. Teacher Registry System (Training for Central Office Staff)							
	1	2	3	4	5	Rating Average	Response Count
The information received was useful to our jurisdiction.	0.0% (0)	0.0% (0)	11.8% (2)	17.6% (3)	70.6% (12)	4.59	17
The information received is beneficial to my work.	0.0% (0)	0.0% (0)	12.5% (2)	37.5% (6)	50.0% (8)	4.38	16
The information received helped me to understand the Teacher Development and Certification Branch support that is available.	0.0% (0)	0.0% (0)	6.3% (1)	43.8% (7)	50.0% (8)	4.44	16
I found the format for the sessions effective.	0.0% (0)	0.0% (0)	6.3% (1)	37.5% (6)	56.3% (9)	4.50	16
I found the discussions during the sessions engaging.	0.0% (0)	0.0% (0)	12.5% (2)	31.3% (5)	56.3% (9)	4.44	16
The presenter was knowledgeable about the topic.	0.0% (0)	0.0% (0)	6.3% (1)	37.5% (6)	56.3% (9)	4.50	16
The presenter responded to questions during the presentation.	0.0% (0)	0.0% (0)	6.3% (1)	37.5% (6)	56.3% (9)	4.50	16
Session handouts are informative.	0.0% (0)	0.0% (0)	6.3% (1)	43.8% (7)	50.0% (8)	4.44	16
					Other (please specify)		2
					answered question		17
					skipped question		23

11. I appreciate the opportunity for input into the proposed Teacher Development and Certification Reference Manual.				
			Response Percent	Response Count
Yes			82.1%	23
No			17.9%	5
			Other (please specify)	1
			answered question	28
			skipped question	12

12. Overall rating of the 2009 HR Symposium							
	1	2	3	4	5	Rating Average	Response Count
Lowest (1) to highest (5) rating.	0.0% (0)	0.0% (0)	2.8% (1)	36.1% (13)	61.1% (22)	4.58	36
						Other (please specify)	4
						answered question	36
						skipped question	4

13. Theme: Teacher Development and Certification Partnership							
	1	2	3	4	5	Rating Average	Response Count
Lowest (1) to highest (5) rating.	0.0% (0)	0.0% (0)	11.4% (4)	31.4% (11)	57.1% (20)	4.46	35
						Other (please specify)	0
						answered question	35
						skipped question	5


14. Sheraton Cavalier Hotel						
	1	2	3	4	5	Response Count
LOCATION	0.0% (0)	0.0% (0)	0.0% (0)	28.9% (11)	71.1% (27)	38
Other (please specify)						0
answered question						38
skipped question						2

15. Sheraton Cavalier Hotel								
	1	2	3	4	5	N/A	Rating Average	Response Count
SERVICE	0.0% (0)	0.0% (0)	2.6% (1)	21.1% (8)	68.4% (26)	7.9% (3)	4.71	38
Other (please specify)								0
answered question								38
skipped question								2

16. Sheraton Cavalier Hotel								
	1	2	3	4	5	N/A	Rating Average	Response Count
FOOD	0.0% (0)	2.6% (1)	2.6% (1)	34.2% (13)	55.3% (21)	5.3% (2)	4.50	38
Other (please specify)								0
answered question								38
skipped question								2

17. Sheraton Cavalier Hotel								
	1	2	3	4	5	N/A	Rating Average	Response Count
PRESIDENT'S RECEPTION	0.0% (0)	0.0% (0)	2.7% (1)	16.2% (6)	21.6% (8)	59.5% (22)	4.47	37
Other (please specify)								2
answered question								37
skipped question								3

18. Sheraton Cavalier Hotel								
	1	2	3	4	5	N/A	Rating Average	Response Count
HOTEL ROOMS	0.0% (0)	0.0% (0)	0.0% (0)	21.1% (8)	55.3% (21)	23.7% (9)	4.72	38
Other (please specify)								0
answered question								38
skipped question								2

19. Would you recommend using the Sheraton Cavalier for future events?			
		Response Percent	Response Count
Yes		100.0%	38
No		0.0%	0
Other (please specify)			4
answered question			38
skipped question			2