

2009 Issues Forum


1. Sheraton Cavalier Hotel						
	1	2	3	4	5	Response Count
LOCATION	0.0% (0)	0.0% (0)	6.5% (3)	19.6% (9)	<b>73.9% (34)</b>	46
Other (please specify)						2
<b>answered question</b>						<b>46</b>
<b>skipped question</b>						<b>0</b>

2. Sheraton Cavalier Hotel								
	1	2	3	4	5	N/A	Rating Average	Response Count
SERVICE	0.0% (0)	0.0% (0)	6.5% (3)	10.9% (5)	<b>76.1% (35)</b>	6.5% (3)	4.74	46
Other (please specify)								1
<b>answered question</b>								<b>46</b>
<b>skipped question</b>								<b>0</b>

3. Sheraton Cavalier Hotel								
	1	2	3	4	5	N/A	Rating Average	Response Count
FOOD	0.0% (0)	0.0% (0)	8.7% (4)	30.4% (14)	<b>58.7% (27)</b>	2.2% (1)	4.51	46
Other (please specify)								3
<b>answered question</b>								<b>46</b>
<b>skipped question</b>								<b>0</b>

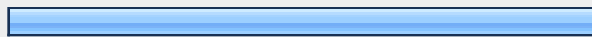

4. Sheraton Cavalier Hotel								
	1	2	3	4	5	N/A	Rating Average	Response Count
PRESIDENT'S RECEPTION	0.0% (0)	2.3% (1)	0.0% (0)	13.6% (6)	36.4% (16)	47.7% (21)	4.61	44
Other (please specify)								4
<b>answered question</b>								<b>44</b>
<b>skipped question</b>								<b>2</b>

5. Sheraton Cavalier Hotel								
	1	2	3	4	5	N/A	Rating Average	Response Count
HOTEL ROOMS	0.0% (0)	0.0% (0)	6.7% (3)	20.0% (9)	60.0% (27)	13.3% (6)	4.62	45
Other (please specify)								1
<b>answered question</b>								<b>45</b>
<b>skipped question</b>								<b>1</b>



6. Would you recommend using the Sheraton Cavalier for future events?			
		Response Percent	Response Count
Yes		100.0%	45
No		0.0%	0
Other (please specify)			4
<b>answered question</b>			<b>45</b>
<b>skipped question</b>			<b>1</b>

7. Overall rating of the 2009 Issues Forum.							
	1	2	3	4	5	Rating Average	Response Count
Lowest to highest rating.	4.4% (2)	8.9% (4)	20.0% (9)	<b>51.1% (23)</b>	15.6% (7)	3.64	45
Other (please specify)							5
<b>answered question</b>							<b>45</b>
<b>skipped question</b>							<b>1</b>

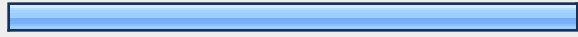

8. Theme: Challenges 2010							
	1	2	3	4	5	Rating Average	Response Count
Lowest to highest rating.	6.7% (3)	6.7% (3)	8.9% (4)	37.8% (17)	<b>40.0% (18)</b>	3.98	45
Other (please specify)							7
<b>answered question</b>							<b>45</b>
<b>skipped question</b>							<b>1</b>

9. Do you agree with the decision to have this a closed session for CASS members only?			
		Response Percent	Response Count
Yes		90.0%	36
No		12.5%	5
Other (please specify)			5
<b>answered question</b>			<b>40</b>
<b>skipped question</b>			<b>6</b>



**10. Is the format of this event with round table discussions of guiding questions providing you an adequate opportunity for input?**

		Response Percent	Response Count
Yes		95.5%	42
No		4.5%	2
		Other (please specify)	9
		<b>answered question</b>	<b>44</b>
		<b>skipped question</b>	<b>2</b>

**11. Is the College of Alberta School Superintendents meeting your needs as an advocate for public education?**

		Response Percent	Response Count
Yes		87.5%	35
No		12.5%	5
		Other (please specify)	10
		<b>answered question</b>	<b>40</b>
		<b>skipped question</b>	<b>6</b>

**12. Does the Fall Special Meeting process that began in 2008 help keep you current about CASS operations?**

		Response Percent	Response Count
Yes		87.8%	36
No		12.2%	5
		Other (please specify)	3
		<b>answered question</b>	<b>41</b>
		<b>skipped question</b>	<b>5</b>

13. Session I- Alberta, A World Leader in Student Learning								
	1	2	3	4	5	N/A	Rating Average	Response Count
The primary question focused us on the topic.	4.5% (2)	2.3% (1)	11.4% (5)	<b>52.3%</b> <b>(23)</b>	27.3% (12)	2.3% (1)	3.98	44
The supplementary questions helped us delve deeper into our beliefs , understanding and practices.	7.1% (3)	0.0% (0)	16.7% (7)	<b>40.5%</b> <b>(17)</b>	33.3% (14)	2.4% (1)	3.95	42
The advice to the CASS Executive gave action for our thoughts.	4.7% (2)	7.0% (3)	23.3% (10)	<b>41.9%</b> <b>(18)</b>	20.9% (9)	2.3% (1)	3.69	43
Other (please specify)								4
<b>answered question</b>								<b>44</b>
<b>skipped question</b>								<b>2</b>

14. Session II - Foundations for Continued Leadership								
	1	2	3	4	5	N/A	Rating Average	Response Count
The primary question focused us on the topic.	6.8% (3)	2.3% (1)	9.1% (4)	<b>50.0%</b> <b>(22)</b>	29.5% (13)	2.3% (1)	3.95	44
The supplementary questions helped us delve deeper into our beliefs , understanding and practices.	7.3% (3)	2.4% (1)	14.6% (6)	<b>46.3%</b> <b>(19)</b>	26.8% (11)	2.4% (1)	3.85	41
The advice to the Boards and Trustees gave action for our thoughts.	7.0% (3)	9.3% (4)	16.3% (7)	<b>53.5%</b> <b>(23)</b>	11.6% (5)	2.3% (1)	3.55	43
Other (please specify)								3
<b>answered question</b>								<b>44</b>
<b>skipped question</b>								<b>2</b>

15. Session III - "Leading on the Tightrope"								
	1	2	3	4	5	N/A	Rating Average	Response Count
The primary question focused us on the topic.	9.1% (4)	2.3% (1)	20.5% (9)	<b>43.2%</b> <b>(19)</b>	20.5% (9)	4.5% (2)	3.67	44
The supplementary questions helped us delve deeper into our beliefs , understanding and practices.	9.3% (4)	4.7% (2)	20.9% (9)	<b>34.9%</b> <b>(15)</b>	25.6% (11)	4.7% (2)	3.66	43
The advice to the CASS Executive gave action for our thoughts.	7.0% (3)	4.7% (2)	23.3% (10)	<b>41.9%</b> <b>(18)</b>	18.6% (8)	4.7% (2)	3.63	43
Other (please specify)								6
<b>answered question</b>								<b>44</b>
<b>skipped question</b>								<b>2</b>