


SE Series

Commercial Locks



# SE SERIES COMMERCIAL GRADE 2 TUBULAR

## SUGGESTED ARCHITECTURAL SPECIFICATIONS

Lockset will be SE Series from PDQ Industries, Inc., Leola, Pennsylvania. Lock will conform to ANSI A156.2, Series 4000, Grade 2, and U.L./U.L.C. Listed with a one-year manufacturer's limited warranty. Inside mounting

plate shall fit ANSI 161 cut-out. Lockset to be fully adjustable for 1-3/8" to 1-3/4" doors. Latchbolt to be fully adjustable 2-3/8" to 2-3/4", U.L. Listed. Lock will accommodate keyways of major manufacturers.

### SPECIFICATIONS – SE Series

- FOR DOORS:** 1-3/8" to 1-3/4" thick.  
**DOOR PREP:** Fits standard 161 door prep.  
**BACKSET:** 2-3/4" to 2-3/8". Adjustable.  
**FRONT:** 2-1/4" x 1-1/8" or 2-1/4" x 1".  
Stainless steel or wrought brass.  
**STRIKE:** 4-7/8" x 1-1/4" (ASA) "T" or "FL" Strike optional.  
Stainless steel or wrought brass.  
**LATCHBOLT:** 1/2" throw. Adjustable front for flat or beveled doors.  
**HAND:** PHL Non-handed/WSH handed.  
**TRIM:** Zinc diecast levers/stainless steel or wrought brass rose.  
**KEYS:** Two change keys per lock.  
**KEYWAYS:** Available in keyways of most manufacturers.  
**\*INTERCHANGEABLE**  
**CORE:** Available for all keyed functions. 6 or 7 pin.  
**CYLINDER:** Brass 6-pin cylinder keyed to 5 pins.  
**KEYING:** Can be MK, CMK, GMK or CK. Available Zero Bitted (KO), Keyed Different (KD), or Keyed Alike (KA).  
Can be keyed into existing masterkey systems of other manufacturers.  
**FINISHES:** US3(605), US4(606), US10B(613), US26(625), US26D(626).  
**CERTIFICATIONS:** ▶ Complies with ANSI A156.2, Series 4000, Grade 2.  
▶ Meets all accessibility requirements of the ADA.  
▶ U.L./U.L.C. Listed  
**WARRANTY:** One-year limited warranty.

\*Available 01/06

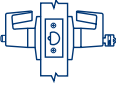
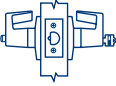




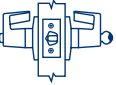
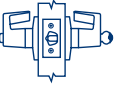
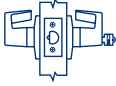
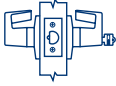


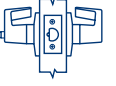
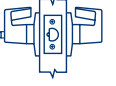


### SE SERIES WITH WSH LEVER



### SE SERIES WITH PHL LEVER



## SE SERIES COMMERCIAL GRADE 2 FUNCTION CHART

FUNCTION	FUNCTION NO.	INSIDE	OUTSIDE	FUNCTION DESCRIPTION	ANSI NO.
Entrance	SE 116			<ul style="list-style-type: none"> <li>Latchbolt operated by both levers</li> <li>Outside lever locked or unlocked by push/turn button</li> <li>Pushing and turning button locks outside lever requiring use of key until button is manually unlocked</li> <li>Pushing button only locks outside lever until unlocked with key or inside lever is turned</li> <li>Deadlocking (guarded) latchbolt</li> </ul>	F81
Storeroom	SE 115			<ul style="list-style-type: none"> <li>Latchbolt operated from outside by key, inside by lever</li> <li>Outside lever always fixed</li> <li>Inside lever always free</li> <li>Deadlocking (guarded) latchbolt</li> </ul>	F86
Communicating	SE 125			<ul style="list-style-type: none"> <li>Latchbolt operated by inside lever</li> <li>Blank plate outside</li> <li>Minimum clearance of 3-1/4" between doors required</li> <li>Deadlocking (guarded) latchbolt</li> <li>Frame depth 7-1/8"</li> </ul>	
Entry	SE 182			<ul style="list-style-type: none"> <li>Latchbolt operated by lever from either side or key in outside lever</li> <li>Outside lever locked by push button from inside</li> <li>Outside unlocked by key from outside or rotating inside lever</li> <li>Deadlocking (guarded) latchbolt</li> </ul>	F82
Classroom	SE 148			<ul style="list-style-type: none"> <li>Latchbolt operated by lever from either side</li> <li>Outside lever locked or unlocked by key from outside</li> <li>Inside lever always operates latch</li> <li>Deadlocking (guarded) latchbolt</li> </ul>	F84
Passage	SE 126			<ul style="list-style-type: none"> <li>Latchbolt operated by lever from either side at all times</li> </ul>	F75
Privacy Bedroom Bathroom	SE 176			<ul style="list-style-type: none"> <li>Latchbolt operated by lever from either side</li> <li>Outside lever locked by push button on inside</li> <li>Unlocked by emergency release on outside, rotating inside lever, or closing door</li> </ul>	F76
Single Dummy	SE 211			<ul style="list-style-type: none"> <li>Pull lever one side</li> <li>No mechanical operation</li> </ul>	



**PO Box 507 2754 Creek Hill Road Leola PA 17540**

**800 441 9692**

**717 656 4281**

**717 656 6892 Fax**

**[www.pdqlocks.com](http://www.pdqlocks.com)**