



RE-TOOL YOUR METAL SHOP

THIS FALL & WINTER 2019

Proudly Canadian



Brettwood Machinery Works Ltd.

5" x 6" METAL CUTTING BANDSAW

KC-129C

- 3 speeds (80-120-200 FPM)
- Comes with wheels for portability

8 Amp (110V)

\$519.



NEW

H.S.S. & BI-METAL BLADES

Model	Length	Width	Blade Material	TPI	Thickness	Price
KBB-115-10	64 1/2"	1/2"	H.S.S.	10	.025"	\$14.99
KBB-115-14	64 1/2"	1/2"	H.S.S.	14	.025"	\$14.99
KBB-115-18	64 1/2"	1/2"	H.S.S.	18	.025"	\$14.99
KBB-115-24	64 1/2"	1/2"	H.S.S.	24	.025"	\$14.99
KBB-115-BM-10	64 1/2"	1/2"	Bi-Metal	10	.025"	\$34.99
KBB-115-BM-14	64 1/2"	1/2"	Bi-Metal	14	.025"	\$34.99
KBB-115-BM-18	64 1/2"	1/2"	Bi-Metal	18	.025"	\$34.99



7" X 12" METAL CUTTING BANDSAW

KC-712BC

- 11.5 Amp. motor
- Coolant system
- Adjustable ball bearing guides
- 4 speeds (85-130-180-235 FPM)

\$1399.



PATENTED TRU-LOCK
quick locking vise system

H.S.S. & BI-METAL BLADES ("SKIP TOOTH")

Model	Length	Width	Blade Material	TPI	Thickness	Price
KBB-712-10	93"	3/4"	H.S.S.	10	.032"	\$19.99
KBB-712-14	93"	3/4"	H.S.S.	14	.032"	\$19.99
KBB-712-18	93"	3/4"	H.S.S.	18	.032"	\$19.99
KBB-712-BM-610	93"	3/4"	Bi-Metal	6-10	.032"	\$64.99
KBB-712-BM-1014	93"	3/4"	Bi-Metal	10-14	.032"	\$64.99



14 PC. JUMP STARTER KIT PERSONAL POWER SUPPLY

PX-500

- Charge or power all electronic devices, USB 5V electronics, 12V accessories and 16V/19V laptops.
- This 13,600 mAh portable jump starter & power supply is able to jumpstart a V8 engine (5L) up to 15 times

\$99.99



JUMP START
CARS, BOATS,
MOTORCYCLES
AND TRUCKS

POWER OR
CHARGE
ELECTRONIC
DEVICES



16" X 20" COMBO LATHE/MILL

KC-1620CLM

- Two powerful 3/4 HP 110V motors
- Lathe chuck and drill chuck safety guards with limit switch protection and standard tool post safety guard
- Comes with 5". 3 jaw chuck, imperial & metric change gears, quick change tool post with 1/2" capacity, steady rest, follow rest, thread chasing dial indicator, MT#3 & MT#4 dead centres, 1/2" drill chuck and tool box with adjusting tools

OPTIONAL

KM-124
Elevating block
with 7/16" T-slots
(7-7/8" x 5-7/8" x 5")

\$119.

5 PC. CUTTER HOLDER SETS

KM-046

- 3/8" Shank
- Fits: KC-0712ML, KC-1022ML, KC-1620CLM
- H.S.S. cutters
- Kit comes in a wooden box

\$59.

\$2999.

OPTIONAL

STAND
SS-1620CLM
(41-3/8" x 19-1/4" x 30-1/2")

\$299.

29 PC. TITANIUM DRILL BIT SET

KDB-29T
29 (1/16"-1/2" x 1/64")

\$29.99

17" DRILL PRESS with SAFETY GUARD & LIMIT SWITCH

17" DRILL PRESS



DRILL PRESS CHUCK SAFETY GUARD
KM-118 \$19.99
Fits KC-118FC, KC-118FC(LS)

KC-118FC

- 12.5 Amp. motor
- 16 speeds 240-3400 RPM)
- 17" swing
- 3 1/4" stroke
- 5/8" chuck

\$625.

KC-118FC-LS

- 12.5 Amp. motor
- 16 speeds (240-3400 RPM)
- 17" swing
- 3 1/4" stroke
- 5/8" chuck

\$725.

5 PC. ACCESSORY BONUS PACKAGE FREE INCLUDED WITH THE PURCHASE OF A PDM-30 MILLING DRILLING MACHINE

\$343.85

Includes: angle drill press vise, drill chuck with key, drill chuck arbor, carbide tipped face mill and face mill arbor

MILLING DRILLING MACHINE with SAFETY GUARD & LIMIT SWITCH

PDM-30

- 16 1/2" swing
- 1 1/4" Drilling capacity
- 3" Face mill capacity
- 5" stroke
- Spindle taper R8
- 12 speeds (150-2500 RPM)

\$2299.

OPTIONAL

TABLE POWERFEED ATTACHMENT
PFM-32

For # PDM-30



\$599.

MILLING DRILLING MACHINE STAND

SS-45

Heavy-duty steel construction

\$279.99

5" x 6" DUAL SWIVEL METAL CUTTING BANDSAW

KC-129DS

- Head swivels 0° - 45° to the right and 0° - 60° to the left
- Adjustable hydraulic downfeed control
- Automatic shut-off switch
- Adjustable ball bearing guides
- Portable design for easy movement

ADJUSTABLE
HYDRAULIC
CYLINDER



8 Amp
(110V)

\$859.

10" x 18" METAL CUTTING BANDSAW

KC-227-2 (220V)

KC-227-6 (600V)

- 4 speeds (114, 196, 288, 377 FPM)
- Carbide ball bearing blade guide
- Centralized control panel and automatic shut-off
- Adjustable hydraulic downfeed control
- To ensure reliable accurate cuts, both adjustable control arms can be positioned as close to the cut as possible
- Coolant system with regulator valves provide an even flow of coolant to the blade

\$4499.

PRECISION
PRESSURE
GAUGE
INDICATES
THE BLADE
TENSION



PATENTED
TRU-LOCK quick
locking vise system.
Fully adjustable jaws
for 0° to 45°
angled cuts

Exclusive
24 Volt
control
panel

H.S.S. BLADES					
Model	Length	Width	TPI	Thickness	Price
KBB-225-10	122"	1"	10	.032"	\$34.99
KBB-225-14	122"	1"	14	.032"	\$34.99

11.5 Amp @220V
2.6 Amp @ 600V

2

METAL CUTTING BANDSAWS

PATENTED GEAR

DRIVE SYSTEM... is the ONLY one in the Canadian market which allows the user to change speeds without stopping the machine.

7" x 12" METAL CUTTING BANDSAW WITH GEAR DRIVE

KC-712GH-5

- Returning coolant system
- 3(110-230-340 FPM)
- Automatic shut-off
- Adjustable ball bearing guides

PATENTED
TRU-LOCK
quick
locking
vise
system



14 Amp
(110V)

\$1999.

10" x 18" VARIABLE SPEED SWIVEL METAL CUTTING BANDSAW

KC-228S-V-2 (220V)

KC-228S-V-6 (600V)

- Variable Speeds (73-312 FPM)
- Carbide ball bearing blade guides
- Adjustable hydraulic downfeed control
- Swivel base from 0° to 45°
- Coolant system with regulator valves provide an even flow of coolant to the blade

PATENTED
TRU-LOCK quick
locking vise system.
Fully adjustable jaws
for 0° to 45°
angled cuts

Exclusive
24 Volt
control
panel



11.5 Amp @220V
2.6 Amp @ 600V

H.S.S. BLADES					
Model	Length	Width	TPI	Thickness	Price
KBB-225-BM-610	122"	1"	6-10	.032"	\$99.99
KBB-225-BM-812	122"	1"	8-12	.032"	\$99.99

7" x 12" DUAL SWIVEL METAL CUTTING BANDSAW

- KC-712DS**
- Returning coolant system
 - 4 speeds (98-164-246-328 FPM)
 - Automatic shut-off
 - Adjustable ball bearing guides

\$2799.

PATENTED
TRU-LOCK
quick
locking
vise
system

**6Amp.
(220V)**

9" x 18" METAL CUTTING SWIVEL BANDSAW

- KC-918S-V**
- Speeds (80-250 FPM)
 - Carbide ball bearing blade guides with rollers
 - Centralized control panel and automatic shut-off
 - Adjustable hydraulic downfeed control
 - Precision blade tension adjustment
 - Quick-positioning vise with fully adjustable jaws for 0° to 45° angles

\$6399.

Head swivels 0° to 45°
in one direction

VARIABLE
SPEED

**Coolant
system
Included**

H.S.S. & BI-METAL BLADES ("SKIP TOOTH")

Model	Length	Width	Blade Material	TPI	Thickness	Price
KBB-918-10	131 3/4"	1"	H.S.S.	10	.032"	\$34.99
KBB-918-14	131 3/4"	1"	H.S.S.	14	.032"	\$34.99
KBB-918-BM-610	131 3/4"	1"	Bi-Metal	6-10	.032"	\$99.99
KBB-918-BM-812	131 3/4"	1"	Bi-Metal	8-12	.032"	\$99.99

**8 Amp.
(220V)**

METAL CUTTING BANDSAWS



Blade
speed
digital
readout

23 1/2" x 17" cast iron table
Tilts 5° to the left & 45° to the right

**RESAW FENCE
SYSTEM**

17" VARIABLE SPEED METAL/WOOD CUTTING BANDSAW

- KC-1700WM-VS**
- Variable speeds (wood): 540-3600 SFPM
 - Variable speeds (metal): 100-650 SFPM
 - Voltage (input power): 220V, 1 phase, 60 Hz
 - Comes with a 1/2" x 6 TPI wood cutting blade, 1/2" x 10 TPI metal cutting blade, laser guide, work lamp, miter gauge and a precision "TRU-RIP" aluminum rip fence with resaw guide

2- 4" Dust
chutes for
dust collector
hook-up

\$3799.



18" METAL CUTTING BANDSAW

- KC-450**
- Variable speed
 - Handwheel controls speed
 - Speed changes while the machine is in operation
 - Comes complete with 4-way tilting table, and work light

\$4999.

**7.5 Amp.
(220V)**

METAL LATHES & ACCESSORIES

7" X 12" VARIABLE SPEED MINI METAL LATHE

KC-0712ML

- 3/4" spindle bore
- Variable speeds 2 (0-1100, 0-2500 RPM)
- Comes complete with quick change gear box, face plate, steady rest, replacement gears, 4-way tool post, MT#2 dead center, threading dial indicator, 4" 3 jaw chuck, emergency stop button, chuck key and hex. keys

\$999.99

5.5 Amp
(110V)



10" X 22" BELT DRIVE METAL LATHE

KC-1022ML

- 1" spindle bore
- Spindle speeds 6 (150-2400) RPM
- Comes complete with 5" 3 jaw chuck, 6-1/2" 4 jaw chuck, replacement gears, 4 way tool post, steady rest, follow rest, 8" face plate, thread chasing dial indicator, MT#3 dead center, full length splash guard, tool box, chuck key and hex. keys

\$2599.

12 Amp
(110V)

**OPTIONAL
CABINET
STAND
SS-1022**

\$279.99



12" X 36" GEARHEAD METAL LATHE

- 1 1/2" spindle bore
- Spindle speeds 9 (60-1500) RPM
- 40(4-112 T.P.I.) 30(2 - 4.5mm) thread cutting
- Comes complete with 6" 3 jaw chuck, 8" 4 jaw chuck, imperial and metric gears, quick change tool post, steady rest, follow rest, 10" DI-4 camlock face plate, thread chasing dial indicator, MT#3 dead center, MT#3 arbor taper, 1/2" drill chuck, full length splash guard, tool box, chuck keys and hex. keys

KC-1236ML/SS-1236

\$4999.

1.5 HP
(220V)



WITH TAPER ATTACHMENT

KC-1236ML/KM-053/SS-1236

\$5499.

**BONUS
CABINET STAND
INCLUDED**

14" X 40" GEARHEAD METAL LATHE

- Spindle speeds 8(70-2000 RPM)
- 34(4-56 T.P.I.) 26(4 - 7mm) thread cutting
- Comes complete with 6" 3 jaw chuck, 8" 4 jaw chuck, replacement gears, quick change tool post, steady rest, follow rest, 12" DI-4 camlock face plate, coolant system, full length splash guard, thread chasing dial indicator, 2 MT#3 dead centers, JT#5-MT#3 sleeve, chip tray, tool box, halogen lamp, chuck keys, hex. keys, and cabinet stand with foot brake

KC-1440ML-2

\$6799.

2" Spindle Bore

2 HP
(240V)



WITH TAPER ATTACHMENT

KC-1440ML-2/KM-054

\$7299.

**CABINET STAND WITH
FOOT BRAKE INCLUDED**

16" X 40" HIGH PRECISION "TOOL ROOM" METAL LATHE

- Spindle speeds 16(45-1800 RPM)
- 2" spindle bore diameter
- 45(2-72 T.P.I.) thread cutting
- Comes complete with 8" 3 jaw chuck with inside & outside jaws, 12" 4 jaw chuck, quick change tool post and two 3/4" tool holders, steady and follow rests with roller guides, 14" (DI-6) camlock face plate, MT #4 standard dead centre, MT #4 carbide tipped dead centre, MT #4 to MT #6 spindle sleeve adapter, halogen light, coolant system, full length splash guard, manual micrometer carriage stop, tool box and wrenches

KC-1640ML

\$12999.

4 HP
(600V)



WITH TAPER ATTACHMENT

KC-1640ML/KM-055

\$13599.

**CABINET STAND WITH
FOOT BRAKE INCLUDED**

7 PC. CARBIDE CUTTER HOLDER SETS

- 1/4" Carbide Steel 2 position Cutter Tips (5pcs.)
- Carbide Steel Inserts (2pcs.)

**INCLUDED
Screwdriver and
3 adjustment keys**



KM-047
3/8" Shank

\$189.

Fits Models:
KC-0712ML, KC-1022ML




KM-057
5/8" Shank

\$199.

Fits Models:
KC-1236ML, 14440ML-6
KC-1640GH, KC-1640ML
KC-1660GH

LIVE CENTERS



**Very
Accurate**

KLC-2M
TAPER SHANK - MT#2

\$59.99

KLC-3M
TAPER SHANK - MT#3

\$79.99

TAPER ATTACHMENT



**Taper Attachment must be
ordered together with Lathe**

These Taper Attachments are designed
to fit our 12" x 36", 14" x 40" & 16" x 40"
Metal Lathes models

KC-1236ML, KC-1440ML-6 & KC-1640ML

7 PC. QUICK CHANGE TOOL POST KITS



KQCT-0012

Fits most lathes up
to 0 to 12" swing

\$259.99

KQCT-1015

Fits most lathes between
10" to 15" swing

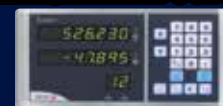
\$299.99

KQCT-1318

Fits most lathes between
13" to 18" swing

\$419.99

FAGOR DIGITAL READOUT SYSTEM



20i-T-840

(Fits KC-1440ML-6
& KC-1440ML-2)

20i-T-1040

(Fits KC-1640ML)

**2 AXIS with
8" x 40" scales**

\$1999.

**2 AXIS with
10" x 40" scales**

\$2199.

12" SLOW SPEED COLD CUT SAW

KC-315CS

- 4.5 HP motor
- Low 52 RPM blade speed is ideal for cutting ferrous metals
- Mitering head pivots to the right or left with positive stops at 45° and 90°

Blade not included



\$2799.

OPTIONAL 12" COLD CUT SAW BLADE

KM-1200
(Made in Italy)

\$299.

MILLING DRILLING MACHINES



Column tilts 45° to the right or left

MINI MILLING DRILLING MACHINE

KC-15VS

- Powerful 3/4 HP single phase DC motor
- Variable speed gear drive
- Spindle depth fine feed control with micro downfeed dial
- Adjustable depth stop
- Rubber chip guards on ways
- Chuck guard
- Emergency stop button
- Comes with 1/2" chuck, chuck key, R8/T#33 chuck arbor, chuck guard, 2 T-slot nuts, oil bottle, adjustment wrenches and hex. keys



\$999.99

VERTICAL TURRET MILLING MACHINE

1050VS

- 5 HP Motor • ISO-40 Spindle taper
- Size of table 10" x 50" • Table travel 36"
- Saddle travel 16 1/2" • Knee travel 16"
- Quill travel 5" • 2 speed variable speed drive (70-500, 600-4200 RPM)
- Max. distance spindle to table 18"
- Distance spindle to column 24"
- Quill power feed (.0015", .003", .006")
- Ram movement 24"



\$13999.

TURRET HEAD SWIVELS 360°

5.2 Amp (600V)



INCLUDED

TABLE POWERFEED ATTACHMENT (550 LBS TORQUE) LONGITUDINAL

MILLING DRILLING MACHINE WITH DIGITAL READOUT, SAFETY GUARD & LIMIT SWITCH

KC-20VS-2

- 1 HP Motor
- 13" Max. distance spindle nose to table
- 13" swing
- R8 Spindle taper
- 2" Spindle stroke
- Speeds 2(50-1125)
- 7 1/16" x 27 1/2"
- Table dimensions
- 1/2" Size of T-Slot on table
- Comes with 1/2" chuck, chuck key, R8 chuck arbor, safety guard, 2 T-bolts, oil bottle,



HEADS TILTS 90° TO THE LEFT AND RIGHT

OPTIONAL MILLING DRILLING MACHINE STAND

SS-20VS

Heavy-duty steel construction

\$279.99

\$1999.

FAGOR DIGITAL READOUT SYSTEMS

20i-M-1836 **\$1799.** 30i-M-183616 **\$2499.**


(Fits 1050VS)

2 AXIS with 18" x 36" scales



(Fits 1050VS)

3 AXIS with 18" x 36" x 16" scales



DIVIDING PLATES FOR ROTARY TABLE

KC-DPRT-6

Size 6"

KC-DPRT-8

Size 8"

\$129.99 ea.



HORIZONTAL & VERTICAL ROTARY TABLES

KC-HVRT-4 **\$179.**

Size 4"

KC-HVRT-6 **\$379.**

Size 6"

KC-HVRT-8 **\$569.**

Size 8"



K-TYPE SWIVEL BASE MILLING VISES

3"-

KMV-3M

\$99.

6"-

KMV-6M

\$199.

8"-

KMV-8M

\$299.



TAILSTOCK FOR ROTARY TABLE

KC-TRT-6

Fits: KC-HVRT-6, KC-HVRT-8

\$129.99



18 PC. COLLET SETS

Includes straight shank, 15 collets, wrench and plastic case.

KCS-4015

- Straight shank taper ISO 40
- Draw Bar 5/8" WII

KCS-R8-15

- Straight shank taper R8
- Draw Bar 7/16" NF 20




\$379.99 ea.

GEARHEAD MILLING DRILLING MACHINE WITH SAFETY GUARD & LIMIT SWITCH

KC-45

- 1.5 HP Motor
- Forward & Reversing Switch
- 20 7/16" Swing
- 5" Stroke
- 6 speeds (60-1500 RPM)
- 9 1/2" X 32 1/4" Table
- 1 1/4" Drill capacity
- 4" Face mill capacity
- Spindle taper R8



OPTIONAL

NEW

TABLE POWERFEED ATTACHMENT

PFM-32

For # KC-45

\$599.



OPTIONAL MILLING DRILLING MACHINE STAND

SS-45

Heavy-duty steel construction

\$279.99

\$4999.

3" X 79" METAL BELT SANDER

KC-379MS

- Sanding belt rotates on 7-1/2" vented drive wheel and solid rubber rear wheel for maximum tracking and sanding control
- Head pivots up or down on base for easy and safe work heights
- Horizontal working height of 36"



Hinged top cover for access to entire length of belt for larger pieces



3" x 79" PURE ZIRCONIA SANDING BELTS

Model	Belt Size	Grit	Unit	Price
SB-379-60	3"x79"	60	1	\$18.99
SB-379-80	3"x79"	80	1	\$18.99
SB-379-120	3"x79"	120	1	\$18.99

Comes with Canadian made 80 Grit pure zirconia sanding belt



2 HP (220V)

\$959.

MAGNETIC SWITCHES



Comes with twist lock emergency stop button



Comes with padlock and 2 spare keys

\$89.99 ea.

DIGITAL FRACTIONAL CALIPER KM-106

- Converts to inches (decimal and fractional) and metric readings
- Waterproof to IP54 standards
- Two 3V Lithium batteries included



\$29.99

FIREPROOF 3" METAL DUST COLLECTION HOSES KIT

KM-102

Kits Includes: 2 - 8ft. (2.5M) 130° Fireproof hoses
4 - Wire hose clamps (3")

RATED 130°C



\$69.99

2 HP METAL DUST COLLECTOR

KC-7300C

- Powerful 2 HP, 220V motor
- 2 Step activation safety switch with line voltage interruption in case of power failure
- Ideal for collection of metal chips and abrasive dust produced by metal sanders, grinders, cold cut saws, deburring and chamfering machines
- Large metal chips collection drawer is easy to access and clean
- 6" inlet with Y-inlet adaptor with two 3" dust inlets allowing up to connect up to two



\$1349.

WET/DRY SHARPENER

KC-4500S

- Forward/reverse switch allows the wheel to rotate in both directions
- 220 Grit wheel runs at 170 RPM

4 1/2" X 1 1/2"



\$74.99

BENCH GRINDERS

8" LOW SPEED BENCH GRINDER WITH LIGHT

KC-895LS

Powerful 1/2 HP, 1,750 RPM motor

\$129.99



BENCH GRINDER STAND

SS-150

- Made of cast iron with coolant reservoir
- 32 3/4" high



\$74.99

KC-690

- 3.5 Amp. motor
- 3500 RPM

\$59.99

KC-890

- 7 Amp. motor
- 3450 RPM

\$99.99

KC-1090

- 14 Amp. motor
- 1720 RPM

\$299.99

12" HEAVY-DUTY BENCH GRINDER WITH FLOOR STAND

KC-1295

- Robust cast-iron wheel guards and dust vents with 2-1/2" T-fitting adaptor for dust collection
- Comes complete with floor stand, built-in cast-iron quench tray, 36 Grit and 60 Grit 12" x 2" grinding wheels



1.5 HP Direct Drive Motor (220V)

\$1299.

METAL FORMING MACHINES

16 GAUGE BOX AND PAN

KC-BP4816

- Bending length 48 1/2"
- Capacity 16 Gauge
- Weight 380 lbs

\$1199.

52" FOOT SHEAR

KC-F5216

- Cutting length 52"
- Capacity 16 Gauge
- Weight 1080 lbs

\$2299.

COMBINATION ROTARY MACHINE

KC-RM22

- Cutting capacity (mild steel): 22 Gauge
- Distance between shaft centers: 2"
- Depth of throat to frame: 7"
- Includes 6 dies for hooking (2), burring, wiring, ogee beads and crimping

\$699.

NEW HEAVIER DUTY MODEL

ARBOR PRESS

KAP-3

- Precision cut steel rams and pinions for accurate operation
- Capacity: 3 Ton
- Diameter of work: 12 1/2"
- Capacity over table: 12"

\$389.99

3 IN 1 METAL FORMING MACHINES

KING INDUSTRIAL



SHEAR, BRAKE AND ROLL

KC-1220

- Max. length 12"
- Maximum thickness 20 Gauge
- Weight 95 lbs

\$459.

KC-3020

- Max. length 30"
- Maximum thickness 20 Gauge
- Weight 300 lbs

\$899.

KC-4020

- Max. length 40"
- Maximum thickness 20 Gauge
- Weight 387 lbs

\$1259.

12" HAND SHEAR

KC-HS12

- Level arm with compensating spring
- Easy cutting across the entire length
- Rigid cutter body

\$199.99

4 TON HAND NOTCHER

KC-N616

- Heavy cast-iron construction
- 16 Gauge notching capacity (mild steel)
- 18 Gauge piercing capacity (mild steel)
- Maximum notch (6" X 6" x 90°)
- Weight 165 lbs

\$699.

SLIP ROLLS

KC-S5016

- Max. length 50"
- Capacity 16 Gauge
- Weight 540 lbs

\$1449.

KC-S3622

- Max. length 36"
- Capacity 22 Gauge
- Weight 176 lbs

\$649.

KC-S2422

- Max. length 24"
- Capacity 22 Gauge
- Weight 81 lbs

\$549.

FLOOR MODEL BOX AND PAN BRAKE

KC-BP4812

- Bending length 48"
- Capacity 12 Gauge
- Weight 1140 lbs

\$3799.



1800W GASOLINE GENERATOR KCG-1501GX

- Powerful 3 HP, 4 stroke air cooled OHV engine
- Electronic ignition
- Low oil shut-off with indicator light protects the engine
- Duplex Outlet: 120V/11.6 Amp. AC output
- Terminals: 12V, 8 Amp. DC output
- AC and DC circuit breakers for safe operation
- Comes with DC cables and spark plug socket
- Easy start recoil starter
- CSA & EPA approved

NEW

\$325.

PORTABLE & GASOLINE GENERATORS & ACCESSORIES



950W PORTABLE GENERATOR KCG-951G

- Powerful 2 HP, 2 stroke air cooled motor
- Brushless alternator and electronic ignition
- Outlet: 120V/6.7 Amp. AC output
- Outlet: 12V/5.3 Amp. DC output
- AC and DC circuit breakers and reset buttons for safe operation
- Comes with DC cables and spark plug socket

\$185.99



4200W GASOLINE GENERATOR WITH WHEEL KIT KCG-4200G

- Powerful 7 HP, 4 stroke air cooled motor
- AVR system and electronic ignition
- Low oil shut-off with indicator light protects the engine
- Duplex outlet: 120V/20 Amp. AC
- Twist lock outlet: 120V/240V/30 Amp. AC
- AC double throw circuit breaker and resets for safe operation
- Easy start recoil starter
- Voltage switch and ground terminal
- Wheel kit includes 8" wheels and pivot handle

\$449.99



6500W GASOLINE GENERATOR WITH WHEEL KIT KCG-6501G

- Powerful 15 HP, 4 stroke air cooled motor
- AVR system and electronic ignition
- Low oil shut-off with indicator light protects the engine
- Duplex outlet: 120V/20 Amp. AC
- Twist lock outlet: 120V/240V/30 Amp. AC
- AC double throw circuit breaker and resets for safe operation

\$699.99



8500W GASOLINE GENERATOR WITH ELECTRIC START & WHEEL KIT KCG-8500GE

- Powerful 15 HP, 4 stroke air cooled motor
- AVR system and electronic ignition
- Low oil shut-off with indicator light protects the engine
- Two duplex outlets: 120V/20 Amp. AC
- Two twist lock outlets: 120V/30 Amp. and 120V/240V/30 Amp. AC
- Keyed electric start and easy start recoil starter
- AC double throw circuit breaker and resets for safe operation

\$879.99

10000W GASOLINE GENERATOR WITH ELECTRIC START & WHEEL KIT KCG-10000GE

- Powerful 15 HP, 4 stroke air cooled motor
- AVR system and electronic ignition
- Low oil shut-off with indicator light protects the engine
- Two duplex outlets: 120V/20 Amp. AC
- Two twist lock outlets: 120V/30 Amp. and 120V/240V/30 Amp. AC
- Keyed electric start and easy start recoil starter
- AC double throw circuit breaker and resets for safe operation

\$999.99



2000W GASOLINE DIGITAL INVERTER GENERATOR

KCG-2001i

- Sine wave digital inverter generator provides stable current to power voltage-sensitive electronics
- Powerful 3 HP, 4 stroke air cooled OHV engine DC output for charging smartphones, tablets or any USB powered equipment
- DC Cigarette Lighter Socket: 12V/8 Amp DC output
- AC Duplex Outlet: 120V/13.3 Amp AC output

Comes with USB port

\$699.99



Optional

K-X2P
Parallel Cable Kit
for connectivity
between two inverters

\$119.99



GENERATOR EXTENSION CORDS

Converts a Nema L14-30P 240V 30 Amp Twist Lock plug into Nema 5-15/20R 120V 20A receptacles

K-L1430-10

Extension cord length: 10 feet
Gauge (AWG)/Cord: 12 (SJTW 4/C)
Number of 120V plugs: 4

\$29.99



K-L1430R-25

Extension cord length: 25 feet
Gauge (AWG)/Cord: 10 (SJTW 4/C)
Number of 120V plugs: 4

\$79.99



K-L1430-25-4T

Extension cord length: 25 feet
Gauge (AWG)/Cord: 10 (SJTW 4/C)
Number of 120V plugs: 4

\$79.99



K-L1430-25-EXT

Extension cord length: 25 feet
Gauge (AWG)/Cord: 10 (SJTW 4/C)
c-ETLus approved

\$79.99



RV GENERATOR ADAPTER

K-TT30R

This adapter allows a generator with a NEMA L5-30R 125V twist lock receptacle to be connected to recreational vehicles that use typical RV extension cords

\$12.99



3000 PSI GASOLINE HIGH PRESSURE WASHER

KPW-3001FM

- 3000 PSI, 2.3 GPM maximum water flow
- Thermal relief valve on pump to protect against overheating
- 25' high pressure hose and inlet hose quick connect coupling
- Comes with 10" pneumatic wheels for portability and 4 quick connect nozzles (0°, 15°, 25°, 40° and detergent)

\$439.99



7 HP

GASOLINE WATER PUMPS

- 92' Total head lift (total height at sea level, to which water can be raised above original water level)
- Oil sensor shuts off engine when oil level is low
- Comes with 3 wire clamps, 4 hose adaptors, 4 rubber gaskets, strainer basket and strainer basket adaptor

2"
NPT inlet
and outlet

**Powerful 7 HP,
4 stroke air cooled
OHV engine**

3"
NPT inlet
and outlet



KCG-2PGN-9

\$299.99



KCG-3PG-9

\$349.99

Easy start recoil starter

GASOLINE ENGINES

- Ideal for compressors, generators, pressure washers, go-karts and log splitters
- Counterclockwise drive shaft direction

KCG-65

Powerful 6.5 HP,
4 stroke air cooled
OHV engines

\$189.99



KCG-130

Powerful 13 HP,
4 stroke air cooled
OHV engines

\$379.99



4000W GASOLINE DIGITAL INVERTER GENERATOR

KCG-4000i

- Sine wave digital inverter generator provides stable current to power voltage-sensitive electronics
- DC USB port: 5V/2.1 Amp.
- DC cigarette lighter socket: 12V/8 Amp. DC output
- AC duplex outlet: 120V/20 Amp. AC output
- AC twist lock outlet: 120V/30 Amp. AC output

**Powerful 7.5 HP,
4 stroke air cooled
OHV engine**

Remote
control start



\$1149.99

WATER PUMP HOSE KITS

**Each hose kit comes with a
type A threaded camlock adaptor**

CLEAR PVC REINFORCED
SUCTION HOSES

FLAT PVC
DISCHARGE HOSES



\$99.99 \$169.99 \$69.99 \$99.99

KW-252
2" X 25 ft

KW-253
3" X 25 ft

KW-502
2" X 50 ft

KW-503
3" X 50 ft

15,000W V-TWIN GASOLINE GENERATOR WITH ELECTRIC START

KCG-15000GE

- AVR system and electronic ignition
- Two duplex outlets: 120V/20 Amp. AC
- Twist lock outlet: 120V/30 Amp. AC
- Outlet: 120V/240V/50 Amp. AC
- AC double throw circuit breaker and resets
- Terminals: 12V/8.3 Amp. DC with DC reset
- CSA & EPA approved

**Powerful 20 HP, V-Twin
horizontal shaft 4 stroke
air cooled OHV engine**

**AUTO-IDLE
DOWN
FUNCTION**



\$2199.99

**ELECTRIC START
BATTERY INCLUDED**

PORTABLE VARIABLE SPEED METAL CUTTING BANDSAW

KC-8377

- Variable speed dial for 0-420 SFPM
- Cutting capacity of 5" x 5"
- Blade tension lever for quick adjustments
- Comes with standard 44-7/8" x 1/2" x 0.025" 14 TPI metal cutting blade

Optional

Miter Stand turns this
Bandsaw into a Cut-off Saw
SS-8377



\$79.99



\$199.99

H.S.S. BLADES

Model	Length	Width	TPI	Thickness	Price
KBB-8376-BM-1014	44 7/8"	1/2"	10-14	.020"	\$19.99
KBB-8376-BM-1418	44 7/8"	1"	14-18	.020"	\$19.99

14" CUT-OFF SAW

8342LN

- Large trigger switch in handle for safe and easy use
- Standard 14" abrasive wheel for cutting ferrous metal
- Quick release vise for holding workpiece, which allows cuts up to a 45° angle

\$149.99



(15 Amp. Motor)

INFRARED DIGITAL THERMOMETER WITH LASER POINTER

K-550

Temperature range
(-50°C ~ 550°C)
(-58°F ~ 1022°F)

\$39.99



PALLET TRUCKS

3 position
control handle

KC-2145N-NYL
(21" X 45")

Nylon wheels

\$399.99

KC-2748N-NYL
(27" X 48")

Nylon wheels

\$399.99

KC-2748NP
(27" X 48")

Poly wheels

\$399.99

QUICK RELEASE
FOOT PEDAL



**Max. raised height
of forks 7 1/2"**

**Min. height
of forks 2.95"**

QUICK RELEASE
FOOT PEDAL

QUICK RELEASE
FOOT PEDAL

**5500 LBS
CAPACITY**

AIR COMPRESSORS & ACCESSORIES

COMPRESSOR
OIL BOTTLE
KW-077
(850ml)

\$7.99

TIRE INFLATION
GUN WITH
PRESSURE
GAUGE
K-1630

\$19.99

5.5 PEAK HP 20 GALLON AIR COMPRESSOR

KC-2051H2

- 150 PSI max pressure
- 7.6 SCFM @ 40 PSI
- 6.0 SCFM @ 90 PSI

2 cylinder cast iron
single stage oil
lubricated pump



5.5 PEAK HP 24 GALLON AIR COMPRESSOR

KC-3124V2

- 150 PSI max pressure
- 7.6 CFM @ 40 PSI
- 6.0 CFM @ 90 PSI

2 cylinder cast iron
single stage oil
lubricated pump



\$699.

\$599.

STATIONARY 6.5 PEAK HP 60 GALLON AIR COMPRESSOR

KC-6160V1

- 150 PSI max pressure
- 13.4 CFM @ 40 PSI
- 11.2 CFM @ 90 PSI
- High efficiency reed valves

2 cylinder cast iron
single stage oil
lubricated pump



\$819.

ASME
safety
valve

HIGH OUTPUT 6.5 PEAK HP 60 GALLON AIR COMPRESSOR

KC-5160V1

- 150 PSI max pressure
- 22.6 SCFM @ 40 PSI
- 18.5 SCFM @ 100 PSI
- High efficiency reed valves

3 cylinder cast iron
single stage oil
lubricated pump



\$1399.

ASME
safety
valve

HIGH OUTPUT 7.5 PEAK HP 80 GALLON AIR COMPRESSOR

KC-7180V1-MS

- High output 30 CFM @ 100 PSI
- 150 PSI max pressure
- 43 SCFM @ 40 PSI
- 30 SCFM @ 100 PSI

2 cylinder cast iron
single stage oil
lubricated pump



\$3250.

Comes
with
magnetic
starter

ASME
safety
valve

AIR TOOL KIT 8171

Comes with 1/2" Impact, Wrench, 3/8" Ratchet Wrench, Air Hammer and 1/4" Die Grinder

\$119.99



SPRAY GUN KITS

8180 8182 8185 8190 HVL 8195



\$29.99 \$39.99 \$49.99 \$59.99 \$79.99

ARCTIC FLEX

(-40°C to 65°C)

HYBRID POLYMER INDUSTRIAL AIR HOSES

K-2514H	25'x1/4"	\$19.99
K-2538H	25'x3/8"	\$26.99
K-5014H	50'x1/4"	\$29.99
K-5038H	50'x3/8"	\$39.99
K-10014H	100'x1/4"	\$49.99
K-10038H	100'x3/8"	\$59.99



300 PSI
MAXIMUM PRESSURE

10

RETRACTABLE AIR HOSE REEL WITH HYBRID POLYMER AIR HOSE

\$99.99

K-5038FRL

50 ft. x 3/8"

- All-Weather Flexibility (-40°C to 65°C)
- Comes with wall mounting hardware



MANUAL AIR HOSE REEL WITH HYBRID POLYMER AIR HOSE

\$99.99

K-10014FRL

100 ft. x 1/4"

- All-Weather Flexibility (-40°C to 65°C)
- 360° swivel base



WET-DRY VACUUMS

Double filtration system with pleated cartridge filter

8530LPN

- Convenient 12 ft. power cord
- Comes complete with 6 ft. x 1-1/4" hose, 2 pc. plastic extension wand, 30L dust bag, cartridge filter, foam filter, reusable filter, 10" floor sweep and crevice tool

\$79.99

Tank
water
drain



**4 PEAK 8 HP 30 LITERS
GALLON US**

8540LST

- Convenient 12 ft. power cord
- Comes complete with 6 ft. x 1-1/4" hose, 2 pc. extension wand, 40L dust bag, cartridge filter, foam filter, reusable filter, 10" floor sweep and crevice tool

\$149.99

Tank
water
drain



**5 HP PEAK 10 40 LITERS
GALLON US**

8560LST

- Convenient 18 ft. power cord
- Comes complete with 8 ft. x 2-1/2" flex hose, 2 pc. 2-1/2" extension wand, contoured handle with air control, cartridge filter, foam filter, 14" floor sweep with squeegee insert, gulper tool, crevice tool and hanging accessory storage bag

\$249.99

Tank
water
drain



**6.5 PEAK HP 16 60 LITERS
GALLON US**

HEPA CARTRIDGE FILTER

KVAC-1145

FITS: 8520LP, 8530LPN, 8531LP-B, 8540LST,



\$25.

KVAC-1150

Fits: 8560LST



\$25.

PREMIUM HYBRID POLYMER GARDEN HOSES

K-5058GH
5/8" x 50 ft. **\$39.99**

K-10058GH
5/8" x 100 ft. **\$69.99**

150 PSI (Working) / 450 PSI (Burst)
Extreme All-Weather Flexibility Kink resistant



LED WORK LIGHTS



KC-2402LED-ST
Emits 4800 lumens

- Quick release latch
- For indoor and outdoor use in dry locations

KC-3602LED-ST
Emits 7200 lumens

- Quick release latch
- For indoor and outdoor use in dry locations

\$129.99

\$199.99

INSPECTION CAMERA WITH LCD MONITOR

KC-9050

Kit includes:

- Camera handle, 9mm dia. x 39" flexible camera probe
- 2.4" diagonal TFT-LCD color monitor,
- Kit comes with 3 accessory tools (45° mirror, magnetic pick-up, pick-up hook) and 4 AA batteries

\$99.99

WIRELESS INSPECTION CAMERA WITH RECORDABLE LCD MONITOR

KC-9200

Kit includes:

- Camera handle, 39" x 9mm camera probe, 39" x 10mm camera probe extension, 3.5" TFT-LCD wireless color monitor, monitor Li-Ion charger, 3 accessory tools (45° mirror, magnetic pick-up, pick-up hook), USB and Video cables, 4GB SD

DIGITAL ZOOM 3X

\$199.99

2 TON FOLDING SHOP CRANE

KFC-2TC

- 8 ton hydraulic ram features top-of-stroke and safety overload bypass system for maximum pump protection.
- Compact design with retractable boom and foldable legs. Fold-up leg with safety pins extend to 68 1/2"



\$299.99

CORDLESS LED WORK LIGHTS

KC-1201LED
10W Work light emits 1200 lumens

\$29.99



KC-750LED-B
750 Lumen Led Worklight

\$19.99

COMES WITH MAGNETIC BASE & 4 PANASONIC AA BATTERIES



KC-2401LED
20W work light emits 2400 lumens

\$49.99



KC-2202LED-C
20W Work Light Emits 2200 lumens

\$69.99

Comes with magnetic base



KC-3601LED
30W work light emits 3600 lumens

\$84.99



KC-1202LED-C
10W Work light emits 1200 lumens

\$49.99

CORDLESS

HYDRAULIC SHOP PRESSES WITH GRID GUARD

- Great for straightening, pressing, bending or stamping
- Used to install or remove gears, bushings or bearings
- Adjustable bed height with support rods
- Comes with 2 pressure plates

OPTIONAL

9 PC. PUNCH & DIE KIT
KM-045

\$99.

10 TON



\$299.99

KHP-10T-GGN

20 TON



\$449.99

KHP-20T-GGN

SANDBLAST CABINETS

- Filtered fluorescent light
- Aluminum gun with 3 ceramic replacement nozzles
- 2 rubber gauntlet gloves mounted in front



KSB-110N-9
\$169.99

KSB-350
\$599.

WWW.KINGCANADA.COM Proudly Canadian

ALL WEATHER HEAVY-DUTY SINGLE-TAP EXTENSION CORDS

Model	Length	AWG	Color	\$
K-2512-1T-YE	25'	12/3	YELLOW	23.99
K-2512-1T-RD	25'	12/3	RED	23.99
K-2512-1T-OR	25'	12/3	ORANGE	23.99

- 15A 125V, 1675W For indoor and outdoor use
- Ultra flexible / High visibility colors / Lighted ends

K-5012-1T-YE	50'	12/3	YELLOW	44.99
K-5012-1T-RD	50'	12/3	RED	44.99
K-5012-1T-OR	50'	12/3	ORANGE	44.99
K-5012-1T-GN	50'	12/3	GREEN	44.99

2' TRIPLE-TAP EXTENSION CORD

K-212-3T-RD	2'	12/3	RED	9.99
-------------	----	------	-----	------

VARIABLE SPEED HAND-HELD BLOWER/VACUUM

8317

- 116 CFM, max air speed 195 km/h (121 mph)

Vacuum mode



\$26.99



Variable speed (6,000-14,000 RPM)

PRESSURE ABRASIVE SANDBLASTERS

- Safety pressure relief valve
- Loading abrasive is made simple using the concave funnel top of the tank
- 1/2" (I.D.) x 8 ft abrasive feed hose
- Includes media gun, 4 interchangeable nozzles (2, 2.5, 3 & 3.5mm), water separator filter, protective blast hood and teflon tape



10 GALLON

KSB-10

\$199.99

20 GALLON

KSB-20

\$249.99

ADHESIVE WINDOW PROTECTORS

KM-097

Fits: KSB-110N-9
5 PC. KIT

\$19.99

KM-098

Fits: KSB-350
5 PC. KIT

\$19.99

KM-036

Fits: KSB-110N-9 & KSB-350
4 PC. KIT

\$19.99

RECIRCULATING PARTS WASHERS

CLEANING BRUSH FOR PARTS WASHERS
KM-059

\$19.99



5 GALLON

KPW-205

- Safety lever has fusible link
- Durable pump included

\$69.99

20 GALLON

KPW-220

- Safety lever has fusible link
- Durable pump included

\$169.99

40 GALLON

KPW-240

- Safety lever has fusible link
- Durable pump included

\$219.99

MILLING DRILLING MACHINES & ACCESSORIES

17" LONG STROKE DRILL PRESS with SAFETY GUARD



LONG STROKE

- KC-119FC-LS**
- 12.5 Amp. motor
 - 12 speeds
 - Spindle taper MT #3 (255-2750 RPM)
 - 16 15/16" swing
 - 6" stroke

\$999.

HEAD TILTS 90° TO THE LEFT AND 30° TO THE RIGHT



21" GEARHEAD DRILLING MACHINE WITH SAFETY GUARD & LIMIT SWITCH

KC-40HS (220V)
KC-40HS-6 (600V)

- 1.5 HP Motor
- Forward & Reversing Switch
- 1 1/4" Drilling Capacity
- 20 7/16" Swing
- Spindle Taper MT#3
- 6 Speeds (60-1500 RPM)
- Face Mill Capacity 4"
- End Mill capacity 3/4"

FREE ANGLE VISE

\$4250.

22" DRILL PRESS



- KC-122FC**
- 12.5 Amp. motor
 - 1 1/4" capacity
 - Spindle taper MT #4 (180-4200 RPM)
 - 4 3/4" stroke
 - 3/4" chuck

\$19.99

\$1049.

22" DRILL PRESS with SAFETY GUARD & LIMIT SWITCH



- KC-122FC-LS**
- 12.5 Amp. motor
 - 1 1/4" capacity
 - Spindle taper MT #4
 - 12 speeds (180-4200 RPM)
 - 4 3/4" stroke
 - 3/4" chuck

\$1149.

HEAD TILTS 90° TO THE LEFT AND 30° TO THE RIGHT



21" GEARHEAD DRILLING/MILLING MACHINE WITH SAFETY GUARD & LIMIT SWITCH

KC-40HC (220V)
KC-40HC-6 (600V)

- 1.5 HP Motor
- Forward & Reversing Switch
- 1 1/4" Drilling Capacity
- 20 7/16" Swing
- Spindle Taper R-8
- 6 Speeds (60-1500 RPM)
- Face Mill Capacity 4"
- End Mill capacity 3/4"
- Working surface of table 23"x 7 1/2"

FREE ANGLE VISE

\$4999.

15" VARIABLE SPEED INDUSTRIAL DRILL PRESS



Variable speed handwheel with digital readout

Safety guard with limit switch protection

Long 6" stroke

- KC-30HS-VS**
- Powerful 1 HP motor
 - E-stop 2 step activation safety switch with line voltage interruption in case of power failure
 - variable speeds: 400-5,000RPM
 - Comes with 5/8" drill chuck, chuck key and adjustment hex. keys

\$2299.

POWER DOWNFEED & TAPPING



RECIRCULATING COOLANT SYSTEM



28" GEARHEAD DRILLING MACHINE WITH SAFETY GUARD & LIMIT SWITCH

KC-50

- 2 HP motor
- 27 1/2" swing
- 7" stroke
- Speeds (60-870 / 120-1740)
- 1 1/2" capacity

- Spindle taper MT#4
- 5/8" Chuck & key included

\$4999.

18" NOVA VOYAGER DVR DRILL PRESS BY KING INDUSTRIAL



DVR with Adaptive Control™ Software

The Most Innovative Drill Press EVER!

58000

- Powerful direct drive 1.75 HP high torque motor with no pulleys or belts to cause vibration
- Spindle taper MT #2
- Digital Variable Reluctance (DVR) Direct Drive Technology with Adaptive Control™ Software
- Comes with 5/8" drill chuck & key, firmware USB cable, knock-out wedge, adjustment wrench and hex. keys

\$1999.



RADIAL DRILLING MACHINE WITH SAFETY GUARD

KC-35/SS-35

- 1.5 HP Motor
- 21 1/4" Max. distance spindle nose to table
- 38 1/2" swing
- MT #3 Spindle taper
- Speeds 5(340-3000 R.P.M.)
- 5 1/4" Spindle stroke
- 4 1/2" Column diameter
- 21 5/8" x 19 5/8" Table dimensions
- 14" Head travel
- 5/8" Size of T-Slot on table
- Complete with forward reverse switch, 1/2" chuck with key, safety guard and stand

HEAD SWIVELS 180°

\$3999.



DRILL PRESS VISE



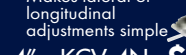
- 3"- KPV-3 **\$15.99**
- 4"- KPV-4 **\$19.99**
- 5"- KPV-5 **\$29.99**
- 6"- KPV-6 **\$39.99**

52 PC. CLAMPING KITS



- KCL-5212 **\$89.99**
Fits 1/2" table slots
- KCL-52 **\$89.99**
Fits 5/8" table slots

CROSS SLIDE VISES



- Extremely versatile
- Makes lateral or longitudinal adjustments simple
- 4" - KCV-4N **\$59.99**
- 5" - KCV-5N **\$79.99**
- 6" - KCV-6N **\$99.99**

KEYLESS DRILL CHUCKS

\$69.99

KDC-12X
1/2"JT#33

\$79.99

KDC-58X
5/8"JT#3



\$119.99

KDC-34X
3/4"JT#4

COMPOUND SLIDE TABLES

\$179.99

KCT-512
5 1/2" X 12"

\$199.99

KCT-618
6" X 18 1/2"



1/2" T-slots

20 PC. TITANIUM COATED END MILL SET

\$169.99

KM-120
TITANIUM NITRIDE COATED HIGH SPEED STEEL

2 & 4 Flute (10pcs. each)
Imperial, Single End

