



If you missed an episode of Holmes+Holmes, watch it on the HGTV Canada website:

Find us on:

Facebook, Google+ & YouTube



# USE WHAT THE PROS USE!

Fall & Winter 2017



## Brettwood Machinery Works Ltd.

**DELUXE 18" WOOD BANDSAW**  
KC-1802FXB

- 2 speeds (2820, 3936) SFPM
- Motor, blade, miter gauge and precision "TRU-RIP" 6" resaw rip fence included included
- Bakelite blocks blade guide system and feed device
- 24" x 20" cast iron table Tilts 45° to the right
- 16Amp. @ 220V
- 24" dust chutes
- Safety foot brake

**\$3999.**

**\$40 SAVINGS**



### 24" INDUSTRIAL PLANER WITH SPIRAL CUTTERHEAD

KC-630FX-2 25.1/12.6 Amp. @ 220V -440

KC-630FX-6 9.6 Amp. @ 600V

- Powerful 10 HP motor
- A spiral cutterhead is 50% quieter
- Variable speed control sets the feed speed
- Spiral cutterhead is driven by 3 V-belts
- Magnetic safety switch

**Comes complete:**

With 6" dust collector outlet, 1/4" air screwdriver, air regulator with pressure gauge, set of 5 replacement cutter inserts, 10 replacement cutter insert screws, 5 T20 Torx bits, 5 T20 Torx screwdrivers, T-bar for Torx bits and hex. keys

**25 1/2" x 28"**

**\$12499.**

6 Row spiral cutterhead with 180 replaceable cutter inserts

### ULTRA-QUIET OIL-FREE AIR COMPRESSOR

KC-1410A

- Only 60 decibels
- Durable oil-free pump with minimal maintenance
- 1.8 CFM @ 40 PSI, 1.2 CFM @ 90 PSI
- 125 PSI maximum tank pressure
- ASME safety valve
- 1/4" universal "one touch" quick connect coupler

**\$179.99**

### 12" INDUSTRIAL JOINTER/PLANER WITH SPIRAL CUTTERHEAD COMBO

KC-12HJPC

- Powerful 3 HP motor
- A spiral cutterhead makes 50% less noise
- Magnetic safety switch
- Large 43" x 6" aluminum extruded fence pivots 0-45°
- Comes with 2 push blocks, set of 5 replacement cutter inserts, 2 T25 Torx screwdrivers and adjustment hex. keys

**\$3499.**

4" dust chutes

5 Row spiral cutterhead with 60 replaceable cutter inserts

Shown here in planer mode

### 145-5/8" WOOD CUTTING BANDSAW BLADES

Model	Length	Width	TPI	Thickness	Price
KBB-1814-6	145-5/8"	1/4"	6	.025"	\$24.99
KBB-1838-6	145-5/8"	3/8"	6	.025"	\$24.99
KBB-1812-4	145-5/8"	1/2"	4	.025"	\$24.99
KBB-1834-3	145-5/8"	3/4"	3	.032"	\$29.99
KBB-1810-2	145-5/8"	1"	2	.032"	\$35.99
KBB-1825-2	145-5/8"	1-1/4"	1.3	.032"	\$59.99

### 10" CABINET TABLE SAWS

- Riving knife system for maximum operator safety
- Table has "T" slots for miter gauge and beveled front edge
- Magnetic safety switch
- Comes with 10" x 40 tooth carbide tipped saw blade, cast-iron miter gauge, standard and dado inserts, push stick, storage hooks and hex. keys

KC-10KX/U30 30" RIP

**\$1599.**

After \$40.00 mail-in rebate  
Sale price \$1639.00 Taxes payable on price before rebate

KC-10KX/U50 52" RIP

**\$1659.**

After \$40.00 mail-in rebate  
Sale price \$1699.00 Taxes payable on price before rebate

### OPTIONAL

### EXCELSIOR

**OVERARM BLADE COVER SYSTEM WITH DUST COLLECTION**  
XL-1014

Transparent blade cover with built-in dust collection to maximize the collection of saw dust

**\$459.99**

**OPTIONAL 1 1/2" VACUUM HOSE KIT KW-161**

**\$69.99**

**OPTIONAL Melamine Extension Table Kit**  
EXT-5052

Comes with 2 support legs  
Fits: KC-10JCS, KC-24FXT & KC-26FXT, KC-10KK

**\$199.**

**HEAVY-DUTY UNIVERSAL mobile base FOR TABLE SAWS** KMB-1390X

900 lbs. Max.

**\$229.99**

### 18" ROLLING TOTE TOOL BAG

KC-18RTB

- 600 Denier water-resistant material for all weather use
- 18 storage pockets and 2 rear mounted measuring tape loops
- Heavy-duty wheels and telescopic handle for easy transportation

**89.99**

100 lbs weight capacity

### 1200 CFM DUST COLLECTOR

KC-3105C

- 1200 CFM air suction capacity
- Comes with wheel castors for portability

**\$439.99**

12 Amp. @ 110V 6 Amp. @ 220V

1 Micron felt upper bag

### 1200 CFM DUST COLLECTOR WITH CANISTER FILTER

KC-3105C/KDCF-3500

- Noise level reading at 36": 66-77 Db
- Static pressure (inch of water): 9.5
- Dust port opening: 2 x 4" / 1 x 6"

**\$639.99**

1.5 HP 12 Amp. @ 110V 6 Amp. @ 220V

1 Micron Canister filters



# TABLE SAWS & ACCESSORIES

## 10" JOBSITE SAW WITH FOLDING STAND

KC-5100C

Extendable rails and table allowing up to 25" rip capacity

- Blade tilts 0° to 45°
- Comes with 10" x 40 tooth blade, rip fence, miter gauge, Standard and Dado table inserts, push stick and wrenches

15 Amp motor  
4400 RPM

**\$349.99**

## 12" RADIAL ARM SAW

KC-12RAS (220V, 1 PHASE)

- Powerful 2 HP, 220V single phase motor
- Precision indexing with positive stops at 22.5°, 45° and 90° for accurate bevel cuts
- Two 4" Dust chute for dust collector hook-up
- Includes 12" negative rake blade, blade arbor laser guide attachment, adjustment wrenches and hex. keys

**\$3499.**



**KING INDUSTRIAL**

## 8" DADO BLADE SET

KSC-8000

- Carbide-Tipped 24 tooth ATB-R Dado blades
- Cuts grooves from 1/8" to 13/16" wide
- 5/8" Arbor, 7,000 RPM max.
- Comes with 14 pc. Dado Shim Set



**\$89.99**

## TENONING JIG

K-1500  
Designed to fit cabinet saws and contractor saws



**\$109.99**

## 10" EXTREME CABINET SAWS WITH RIVING KNIFE BLADE GUARD SYSTEM

Comes with riving knife, industrial "Tru-Rip" T-square rip fence system for precision cuts, laminated melamine extension table, 2 sturdy adjustable supporting legs for extension table (KC-26FXT/i50/5052 only), cast iron miter gauge with adjustable aluminum fence and flip stop, standard and dado insert

**KC-26FXT/i30/30 30" RIP**

**\*\$2299.**

After \$40.00 mail-in rebate  
Sale price \$2339.00 Taxes payable on price before rebate

**KC-26FXT/i50/5052 52" RIP**

**\*\$2399.**

After \$40.00 mail-in rebate  
Sale price \$2439.00 Taxes payable on price before rebate



**TRU-RIP**  
Industrial Rip Fence systems

Powerful  
3 HP (220V)  
"LEESON" motor

## INDUSTRIAL ROUTER TABLE AND FENCE ATTACHMENT KRT-100



**\$569.**

## INDUSTRIAL SLIDING TABLE ATTACHMENT KST-101



**\$849.**

## 10" EXTREME CABINET SAW WITH RIVING KNIFE BLADE GUARD SYSTEM INCLUDING ROUTER TABLE AND SLIDING TABLE ATTACHMENTS

KC-26FXT-i30-DELUXE

- Model KC-26FXT shown here with router table attachment model KRT-100 and sliding table attachment model KST-101
- These router table and sliding table attachments fit most table saws having a 27" deep table



Powerful  
3 HP (220V)  
"LEESON" motor

**KING INDUSTRIAL**

**\*\$3759.**

After \$40.00 mail-in rebate  
Sale price \$3799.00 Taxes payable on price before rebate

## 30" INDUSTRIAL RIP FENCE SYSTEM KRF-i30



**\$349.**

## 50" INDUSTRIAL RIP FENCE SYSTEM KRF-i50



**\$399.**



# WOOD BANDSAWS

## 21" WOOD BANDSAW

KC-2102FXB

- 2 speeds (1890/3800) SFPM
- Rack and pinion height adjustment system
- Miter gauge system



2-4" dust chutes  
21"x21" cast iron table  
16Amp. @ 110V  
8Amp. @ 220V  
Pre-wired to 110V

**\$2199.**

## 17" WOOD BANDSAW

KC-1702FXB

- 2 speeds (1600/3300) SFPM
- Rack and pinion height adjustment system
- Miter gauge system



2-4" dust chutes  
17"x17" cast iron table  
14Amp. @ 110V  
7Amp. @ 220V  
Pre-wired to 220V

**\$1699.**

## 17" VARIABLE SPEED WOOD/METAL CUTTING BANDSAW

KC-1700WM-VS

- Variable speeds (wood): 540-3600 SFPM
- Variable speeds (metal): 100-650 SFPM
- Voltage (input power): 220V, 1 phase, 60 Hz



2-4" dust chutes  
23 1/2" x 17" cast iron table  
Tilts 5° to the left & 45° to the right  
2 HP (7 Amp @ 220V)

**\$3699.**

## 14" WOOD BANDSAW WITH 12" RESAW CAPACITY

KC-1502FXB

- 2 speeds (2300-3250) SFPM
- Motor, blade, miter gauge and precision "TRU-RIP" aluminum rip fence with resaw guide included



2-4" dust chutes  
18"x18" cast iron table  
Tilts 5° to the left & 45° to the right  
12-8Amp. @ 110V  
6.2Amp. @ 220V  
Pre-wired to 110V

**\$1699.**

## 14" WOOD CUTTING BANDSAW WITH RIP FENCE AND RESAW GUIDE

KC-1433FXR

- 7.5 Amp. @ 120V / 3.8 Amp. @ 240 motor
- 14" x 14" cast iron table
- 3 speeds (735-1470-2350 FPM)
- Miter gauge



RESAW FENCE SY STEM

Dust chutes

### 152 1/8" WOOD CUTTING BANDSAW BLADES

Model	Length	Width	TPI	Thickness	Price
KBB-2114-6	152 1/8"	1/4"	6	.025"	\$29.99
KBB-2138-6	152 1/8"	3/8"	6	.025"	\$29.99
KBB-2112-4	152 1/8"	1/2"	4	.025"	\$29.99
KBB-2134-3	152 1/8"	3/4"	3	.032"	\$35.99
KBB-2110-2	152 1/8"	1"	2	.032"	\$35.99

### 131 5/8" WOOD CUTTING BANDSAW BLADES

Model	Length	Width	TPI	Thickness	Price
KBB-1714-6	131 5/8"	1/4"	6	.025"	\$22.99
KBB-1738-6	131 5/8"	3/8"	6	.025"	\$22.99
KBB-1712-4	131 5/8"	1/2"	4	.025"	\$22.99
KBB-1734-3	131 5/8"	3/4"	3	.025"	\$22.99
KBB-1710-2	131 5/8"	1"	2	.032"	\$29.99

Comes with: a 1/2" x 6 TPI wood cutting blade, 1/2" x 10 TPI metal cutting blade, laser guide, work lamp, miter gauge and a precision "TRU-RIP" aluminum rip fence

### 112" WOOD CUTTING BANDSAW BLADES

Model	Length	Width	TPI	Thickness	Price
KBB-1514-6	112"	1/4"	6	.025"	\$19.99
KBB-1538-6	112"	3/8"	6	.025"	\$19.99
KBB-1512-4	112"	1/2"	4	.025"	\$19.99
KBB-1534-3	112"	3/4"	3	.025"	\$29.99
KBB-1510-2	112"	1"	2	.032"	\$29.99

**\*\$759.**  
After \$40.00 mail-in rebate  
Sale price \$799.00 Taxes payable on price before rebate

## INDUSTRIAL WOODWORKING SHAPER

KC-351S

- 28" x 30" Cast-iron table
- Comes complete with 1/2" & 3/4" interchangeable spindles, 1/4" & 1/2" router bit adaptors and a miter gauge
- Two spindle speeds, 8,000 & 10,000 RPM
- Spindle travels a full 3"



3 HP (220V)

3/4" UNIVERSAL SHAPER CUTTERHEAD WITH 13 INTERCHANGEABLE PROFILE CUTTERS KW-091

**\$199.99**

BUILT-IN MOBILE BASE

## POWER FEEDERS

KPF-30V VARIABLE SPEED

- 1.2 Amp. motor
- 3 feed rollers
- 3 1/8" roller diameter
- 1 3/16" roller width
- Variable feed rate of 7-40 feet per minute

**\$499.99**

KPF-32

- 2.5 Amp. motor
- 3 feed rollers
- 3 1/8" roller diameter
- 1 3/16" roller width

**\$799.**

KPF-34 6.2 Amp. motor (220V)

KPF-34-5 2.7 Amp. motor (550V)

- 3 feed rollers
- 4 3/4" roller diameter
- 2 1/4" roller width

**\$1099.99**



1.2 Amp. Motor

2.5 Amp. Motor

6.2 Amp. Motor (220V)  
2.7 Amp. Motor (550V)

## BONUS RIP FENCE SYSTEM WITH RESAW GUIDE

RF-1433R

With the purchase of # KC-1433FXR

## 93" WOOD CUTTING BANDSAW BLADES

Model	Length	Width	TPI	Thickness	Price
KBB-1418-14	93"	1/8"	14	.025"	\$19.99
KBB-1414-6	93"	1/4"	6	.025"	\$19.99
KBB-1436-10	93"	3/16"	10	.025"	\$19.99
KBB-1438-6	93"	3/8"	6	.025"	\$19.99
KBB-1412-6	93"	1/2"	6	.025"	\$19.99
KBB-1412-8	93"	1/2"	8	.025"	\$19.99
KBB-1434-4	93"	3/4"	4	.025"	\$19.99

## NEOPRENE WHEEL PROTECTOR FOR 14" WOOD BANDSAWS

KW-094

**\$19.99**

## 105" RISER BLOCK BLADES

Model	Width	TPI	Thickness	Price
KBB-10514-6	1/4"	6	.025"	\$24.99
KBB-10538-6	3/8"	6	.025"	\$24.99
KBB-10512-4	1/2"	4	.025"	\$24.99

## RISER BLOCK KIT

KW-049

Comes complete with a 105" blade

**\$99.99**



# JOINTERS



**2 HP (220V)**

## 8" INDUSTRIAL JOINTER KC-203C

- 9" x 73" table size
- 35" x 5" fence size
- Adjustable fence stops at 45° & 90°
- Built-in 4" dust chute

**\$1259.**

**2 HP (110V)**



## 6" PARALLELOGRAM JOINTER KC-70FX

- 6" x 55 1/2" table size
- 36" x 5" fence size
- Built-in 4" dust chute

**\$999.**

**2 HP (220V)**



## 8" PARALLELOGRAM JOINTER KC-80FX

- 8" x 76 1/2" table size
- 36" x 5" fence size
- Adjustable fence stops at 45° & 90°
- Built-in 4" dust chute

**\$1499.**

**3 HP (220V)/(550V)**



## 12" PARALLELOGRAM JOINTER KC-120FX

- KC-120FX (220V, 1 phase, 60Hz)
- KC-120FX-5 (550V, 3 phase, 60Hz)
- 84" x 13" table size
- 36" x 5" fence size
- Built-in 5" dust chute
- Adjustable fence stops at 45° & 90°

**\$3599.**

## EXTENDABLE UNIVERSAL MOBILE BASE KMB-1250



**\$56.99**

**4 500 lbs. Max.**

## INDUSTRIAL MOBILE BASE KMB-1290



**\$99.99**

**900 lbs. Max.**

## MAGNETIC & MICRO ADJUSTABLE KNIFE JIG ALIGNMENT KIT KKC-50



**\$69.99**

## KNIFE JIG ALIGNMENT KIT KKC-60



For Jointers

**\$29.99**

## 6" WOODWORKING JOINTER

KC-150C

- 29 1/2" x 4 1/2" fence size
- Adjustable fence at 45° & 90°
- Adjustable fence stops at 45° & 90°

**6" x 46" Table Size**



Dust chutes

**\$599.99**

(15 Amp @ 110V)  
(7.5 Amp @ 220V)

## H.S.S. & CARBIDE JOINTERS KNIVES

Model	Blade Material	Size	Unit/Kits	Price
KKC-6	H.S.S.	6"	3	<b>\$39.99</b>
KKC-8	H.S.S.	8"	3	<b>\$44.99</b>
KKC-120	H.S.S.	12"	3	<b>\$59.99</b>
KKC-6-CB	Carbide	6"	3	<b>\$159.99</b>
KKC-8-CB	Carbide	8"	3	<b>\$199.99</b>

## 6" BENCHTOP JOINTER WITH HELICAL CUTTERHEAD

KC-6HJC

- Powerful 1 HP motor
- Helical cutterhead with 12 cutter inserts
- 2-1/2" dust chute for dust collector hook-up
- Comes 2 safety push blocks, cutter insert adjustment Torx key and adjustment hex. keys



**\$399.99**

## Replacement Helical cutter insert kit (10 pcs) **\$69.99**

KW-204

Fits: KC-6HJC & KC-13HPC



## JOINTERS WITH SPIRAL CUTTERHEAD

A spiral cutterhead makes 50% quieter than a conventional cutterhead

### 6" PARALLELOGRAM JOINTER WITH SPIRAL CUTTERHEAD

KC-75FX

- Powerful 2 HP (110V) motor
- Stays sharp longer
- Easy set-up (Carbide cutter inserts)
- Parallelogram table adjustment system
- Built-in 4" dust chute

**4 Row spiral cutterhead with 32 replaceable cutter inserts**



**\$1499.**

### 8" PARALLELOGRAM JOINTER WITH SPIRAL CUTTERHEAD

KC-85FX

- Powerful 2 HP (220V) motor
- Stays sharp longer
- Easy set-up (Carbide cutter inserts)
- Parallelogram table adjustment system
- Built-in 4" dust chute
- Includes 2 safety push blocks

**4 Row spiral cutterhead with 36 replaceable cutter inserts**



**\$1999.**

**4 Row spiral cutterhead with 52 replaceable cutter inserts**



### 12" PARALLELOGRAM JOINTER WITH SPIRAL CUTTERHEAD

KC-125FX (220V, 1 phase, 60Hz)

KC-125FX-5 (550V, 3 phase, 60Hz)

- Powerful 3 HP motor
- Stays sharp longer
- Easy set-up (Carbide cutter inserts)
- Parallelogram table adjustment system
- Built-in 5" dust chute



**\$4299.**



# PLANERS

## 13" PLANER WITH HELICAL CUTTERHEAD

KC-13HPC

- Powerful 15 Amp. motor with thermal overload protection
- Helical cutterhead with 26 cutter inserts
- Pre-set depth stops for repeat cuts at 1/8", 1/4", 1/2", 3/4", 1", 1-1/4", 1-1/2" and 1-3/4"
- Comes with convenient side mounted tool storage box, cutter insert adjustment Torx key and adjustment hex. key

**\$699.99**



### Replacement Helical cutter insert kit (10 pcs)

**\$69.99**

KW-204

Fits: KC-6HJC & KC-13HPC



## 15" PLANER

KC-385FX

- 3 HP motor
- 8" max planing thickness
- Includes cabinet stand, planing knives, knife setting gauge and 4" dust collector outlet



**\*\$1699.**

After \$40.00 mail-in rebate  
Sale price \$1739.00 Taxes payable  
on price before rebate

BUILT-IN  
MOBILE BASE

## 15" PLANER

KC-382CFX

- 3 HP motor
- 6" max planing thickness
- 2 speed autofeed
- Includes cabinet stand, planing knife, setting gauge and 4" dust collector outlet



**\*\$1499.**

After \$40.00 mail-in rebate  
Sale price \$1539.00 Taxes payable  
on price before rebate

BUILT-IN  
MOBILE BASE

## 20" HEAVY-DUTY PLANER

KC-520C

- 3 HP (220V) motor
- 104-83 cuts per inch
- 2 speeds (16-20 FPM)
- 4 knife cutterhead
- 8" max. planing thickness



**\$2599.**

BUILT-IN  
MOBILE BASE

## EXTENDABLE & FLEXIBLE CONVEYOR ROLLER TABLE

KRRS-109

- Extends from 19" to 52"
- Raises from 24" to 39"
- 300 Lbs. max. capacity



New Improved  
raises from 24" to 45"

**\$259.99**

## FOLDING ROLLER STAND

KRS-102

- Stand height is adjustable from 27" to 44"
- 11-3/4" Roller width
- Folds flat for storage



**\$21.99**

## 3 in 1 FOLDING ROLLER STAND

KRS-108

- Easily change from a roller, omni-directional or a flat support
- Stand height is adjustable from 27" to 44"
- 11-3/4" Roller width
- Folds flat for storage



**\$29.99**

# PLANER / MOULDER

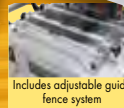
## 7" INDUSTRIAL PLANER / MOULDER

KC-240M

- Powerful 2 HP, 220V motor
- Magnetic safety switch
- 4" Dust chute for dust collector hook-up
- Includes adjustable guide fence system for moulding, elliptical jig assembly, adjustment wrenches and hex. keys



**\$2199.**



## 13" PLANER / MOULDER

KC-235PM

- Powerful 1.5 HP motor
- Double drive belt system
- Table raises and lowers on four precision ground columns
- Comes complete with stand, planing knives, setting gauge and 4" dust chute for dust collector hook-up
- 6 1/8" max. planing / moulding thickness



### 10 PC. MOULDING KNIFE SET

K-4509K

ALSO AVAILABLE:  
20 INDIVIDUAL  
MOULDING  
KNIFE SETS



**\$199. \$1499.**

### H.S.S. PLANER KNIVES

13" **\$54.99**  
KCC-13PM  
Fits: KC-235PM

15" **\$79.99**  
KCC-15

20" **\$109.99**  
KCC-20

# PLANERS with SPIRAL CUTTERHEAD

## 15" PLANER WITH SPIRAL CUTTERHEAD

KC-390FX

- Powerful 3 HP motor
- A spiral cutterhead makes 50% less noise than a conventional cutterhead
- Anti-kickback fingers in front of the infeed roller to prevent wood kickback
- Magnetic safety switch
- Comes complete with cabinet stand and 4" dust collector outlet

4 Row spiral  
cutterhead with  
64 replaceable  
cutter inserts



**\$2799.**

BUILT-IN  
MOBILE BASE



## 20" PLANER WITH SPIRAL CUTTERHEAD

KC-525FX

- Powerful 3 HP 19 Amp 220V motor
- A spiral cutterhead makes 50% less noise than a conventional cutterhead
- Anti-kickback fingers in front of the infeed roller to prevent wood kickback
- Comes with 5" dust chute for dust collector hook-up

4 Row spiral  
cutterhead with  
92 replaceable  
cutter inserts



**\$3999.**

BUILT-IN  
MOBILE BASE



## 10 PC. CARBIDE CUTTER INSERT KITS

KW-093

- Carbide inserts cut on all 4 sides
- Cutter size: 14.7mm x 14.7mm x 2mm
- Fits: KC-390FX with MFG date 2000 to 2015

**\$69.99**

KW-104

- Carbide inserts cut on all 4 sides
- Cutter size: 15mm x 15mm x 2.5mm
- Fits: KC-525FX, KC-530FXR

**\$89.99**



MA-511

- Kit comes with chisel holder, holddown arms, holddown bracket, fence, ring bushing adaptors, 4 pc. 1/2" shank mortising chisels & bits and carrying case



**\$99.99**

## Drill Press VISES

KPV-3  
3"

**\$15.99**

KPV-4  
4"

**\$19.99**

KPV-5  
5"

**\$29.99**

KPV-6  
6"

**\$39.99**



## Cross slide VISES

Makes lateral or longitudinal adjustments simple

KCV-4N  
4"

**\$59.99**

KCV-5N  
5"

**\$79.99**

KCV-6N  
6"

**\$99.99**



### 15" DRILL PRESS with DUAL LASER GUIDE SYSTEM

KC-117FN

- 7.5 Amp. motor
- Spindle taper MT #2
- 16 speed (220-3600 spindle RPM)
- 3-1/8" stroke
- 5/8" chuck

**\$479.**

### 17" DRILL PRESS

KC-118FC

- 12.5 Amp. motor
- 16 speeds (240-3400 RPM)
- 17" swing
- 3 1/4" stroke
- 5/8" chuck

**\$599.**

### 17" DRILL PRESS with SAFETY GUARD & LIMIT SWITCH

KC-118FC-(LS)

- 12.5 Amp. motor
- 16 speeds (240-3400 RPM)
- 17" swing
- 3 1/4" stroke
- 5/8" chuck

**\$699.**

**LONG STROKE**

### 17" LONG STROKE DRILL PRESS with SAFETY GUARD

KC-119FC-LS

- Motor: 12.5 Amp. @ 110V, 6.25 amp. @ 220V,
- 12 speeds (255-2750 RPM)
- 16 15/16" swing
- 6" stroke
- 3/4" chuck

**\$899.**

### 22" DRILL PRESS

KC-122FC

- 12.5 Amp. motor
- 1 1/4" capacity
- Spindle taper MT #4
- 12 speeds (180-4200 RPM)
- 4 3/4" stroke
- 3/4" chuck


**\$999.**

### 22" DRILL PRESS with SAFETY GUARD & LIMIT SWITCH

KC-122FC-(LS)

- 12.5 Amp. motor
- 1 1/4" capacity
- Spindle taper MT #4
- 12 speeds (180-4200 RPM)
- 4 3/4" stroke
- 3/4" chuck

**\$1099.**



**NEW**

### 15" VARIABLE SPEED INDUSTRIAL DRILL PRESS

KC-30HS-VS

- Motor: 14 Amp. @ 115V, 7 Amp. @ 230V
- 5/8" capacity
- Spindle taper JT#3
- Variable speeds (400 - 5,000 RPM)
- 6" stroke
- 5/8" chuck

**\$2199.**





## 1/2" HOLLOW CHISEL MORTISER WITH 4 PC. CHISEL SET

MA-1020

- Powerful 1/2 HP enclosed fan cooled ribbed body motor
- Gas head cylinder for smooth and controlled cuts
- Comes complete with 4 pc. 3/4" shank chisel and bit set (1/4", 5/16", 3/8" & 1/2"), 1/2" chuck and key, hold down and 4 hex. keys



**\$319.99**

## 13-SPINDLE LINE BORING MACHINE

KC-1300BM

- Powerful 1.5 HP 110V motor
- Designed for simultaneous multi-hole line boring or drilling, ideal for cabinet makers or shelving applications
- 13 spindles spaced 1-1/4" on centre, allowing drilling up to 13 evenly spaced holes
- Fully adjustable aluminum fence with work stops at each end to line up workpiece from the right or left to perform parallel boring patterns
- Indexing pins allow correct spindle alignment for resuming line boring operations in long workpieces



Adjustable height stop and depth stop



Adjustable fence work stops and extension work stops



STAND INCLUDED

**\$2499.**

## BLUM® HINGE BORING HEAD ATTACHMENT

KW-162

- Blum style 45mm-9.5mm three-hole pattern
- 3 spindle heads (rotation-2 left/1 right)
- Can be used with or without the 8mm boring bits
- Comes with 35mm hinge bring bit, 8mm boring bits (1 left/1 right), link-bar and adjustment wrench



**\$799.**

**NEW**

Large  
31-1/2" x 15-3/4"  
melamine table top

## 5/8" HOLLOW CHISEL MORTISER WITH TILTING HEAD

MA-1050ST

- Powerful 3/4 HP
- Includes sleeve adaptors which accept 5/8" and 3/4" diameter chisel shanks
- Comes complete with mortising chisel and bit set (1/4", 5/16", 3/8" & 1/2"), 1/2" chuck and key, column mounted hold down, pair of 9 position table hold downs and quick release vise

**OPTIONAL  
STAND  
SS-1075ST**



**\$99.99**

Head tilts  
from  
0° to 30°  
to the right  
and left

SLIDING  
WORK  
TABLE



**\$589.99**

## 1" HOLLOW CHISEL MORTISER WITH TILTING HEAD

MA-1075ST

- Powerful 1 HP 110V/220V dual voltage motor
- 1/4" to 1" chisel and bit capacity
- Large longitudinal and transversal 19" x 12-1/2" sliding table prevents unnecessary repositioning and reclamping of the workpiece
- Gas head cylinder for smooth and controlled cuts
- Rack and pinion gears move entire head for maximum leverage and positive feed control
- Adjustable depth and height stops
- Accept 5/8" and 3/4" diameter chisel shanks
- Includes chisel adaptor bushings which accept 5/8" and 3/4" diameter chisel shanks
- Comes complete with mortising chisel and bit set (1/4", 3/8", 1/2" & 3/4"), chisel adaptor bushings, 1/2" chuck and key



Head tilts from 0° to 30°  
to the right and left for  
angle mortise cuts



**\$1599.**

## OPTIONAL STAND

SS-1075ST

**\$349.**



Table height from floor  
becomes 32"

# OSCILLATING SPINDLE SANDERS & ACCESSORIES



24 1/4" x 24 1/4"  
cast iron tilting table

## OSCILLATING SPINDLE SANDER

KC-OVS-FX3

- 1" to 4" rubber drums can be fitted on both ends for full use of the entire spindle
- 4" Dust chute for dust collector hook-up
- Heavy-duty oil bath gearbox with oil level sight gauge
- 10 interchangeable spindles (1/4" x 5", 3/8" x 6", 1/2" x 6", 5/8" x 6", 3/4" x 9", 1" x 9", 1 1/2" x 9", 2" x 9", 3" x 9" and 4" x 9")
- Includes 3 interchangeable table inserts and adjustment keys

**\$1549.**



## SLEEVE KITS

6" x 3/8" to 5/8"  
9" x 3/4" to 4"

Model	Sleeve Size	Grit	Units/Kits	Price
SL-525-80	5" x 1/4"	80	1	\$4.99
SL-525-120	5" x 1/4"	120	1	\$4.99
SL-638-80	6" x 3/8"	80	1	\$4.99
SL-638-120	6" x 3/8"	120	1	\$4.99
SL-612-80	6" x 1/2"	80	1	\$4.99
SL-612-120	6" x 1/2"	120	1	\$4.99
SL-658-80	6" x 5/8"	80	1	\$4.99
SL-658-120	6" x 5/8"	120	1	\$4.99
SL-934-80	9" x 3/4"	80	1	\$4.99
SL-934-120	9" x 3/4"	120	1	\$4.99
SL-910-80	9" x 1"	80	1	\$4.99
SL-910-120	9" x 1"	120	1	\$4.99
SL-915-80	9" x 1 1/2"	80	1	\$5.99
SL-915-120	9" x 1 1/2"	120	1	\$5.99
SL-920-80	9" x 2"	80	1	\$6.99
SL-920-120	9" x 2"	120	1	\$6.99
SL-930-80	9" x 3"	80	1	\$8.99
SL-930-120	9" x 3"	120	1	\$8.99
SL-940-80	9" x 4"	80	1	\$9.99
SL-940-120	9" x 4"	120	1	\$9.99

## OSCILLATING SPINDLE SANDER

KC-OVS-TL

- Table can be tilted downwards up to a maximum of 45° to allow the sanding of beveled parts
- Comes standard with 3 spindles (1/4", 1/2" and 5/8") and 2 drums (1-1/2" and 2")

**\$549.99**



## OPTIONAL STAND

SS-OVS-TL

**\$89.99**

# BELT & DISC SANDERS & ACCESSORIES

## 6" x 48" BELT & 9" DISC SANDER

KC-760L

- Two 2-1/2" dust chutes with 2-1/2" to 4" adaptor for dust collector hook-up
- Comes complete with miter gauge, 2-1/2" to 4" dust chute adaptor and sturdy enclosed abinet stand

**\$449.99**



**1 HP Motor**

## 6" x 48" BELT & 12" DISC SANDER

KC-788FX

- 1.5 HP belt drive motor
- Sturdy cabinet stand
- 2.4" Dust chutes
- Quick belt release lever
- Heavy duty cast iron tables

**\$999.**



## OPTIONAL DISC & BELT SAFETY GUARD KIT

KW-788

**\$79.99**



## OPTIONAL VERTICAL & HORIZONTAL BELT SAFETY GUARD KIT

KW-789

**\$69.99**



**NEW**

## 9" STICK-ON ADHESIVE DISC KITS

Model	Disc size	Grit	Units/Kits	Price
SD-9-K-60	9"	60	3	\$6.99
SD-9-K-80	9"	80	3	\$6.99
SD-9-K-100	9"	100	3	\$6.99
SD-9-K-120	9"	120	3	\$6.99

## 6" x 48" SANDING BELT KITS

Model	Belt Size	Grit	Units/Kits	Price
SB-648-K-60	6" x 48"	60	2	\$9.99
SB-648-K-80	6" x 48"	80	2	\$9.99
SB-648-K-100	6" x 48"	100	2	\$9.99
SB-648-K-120	6" x 48"	120	2	\$9.99



## 8" LOW SPEED BENCH GRINDER WITH LIGHT

KC-895LS

Comes complete with diamond wheel dressing tool, tool rests, eye shields, coarse 60 grit and fine 120 grit 8" x 1" white aluminum oxide grinding wheels

**\$129.99**



## 12" DISC SANDER WITH BRAKE

Powerful 1.2 HP motor

KC-12S

- Aluminum table tilts to allow angle sanding up to 45°
- Comes with adhesive 12" sanding disc and miter gauge

Integral 2" dust port

**\$199.99**

Manual brake quickly stops sanding disc



## 1" x 42" BELT & 8" DISC SANDER

KC-703C

- Solid cast-iron tables with miter slots tilt from 0°-45°
- Comes with sanding belt, adhesive sanding disc, miter gauge and adjustment hex. keys

**\$259.99**

Powerful 1/2 HP, 5.8 Amp induction motor



# OSCILLATING EDGE SANDERS & ACCESSORIES

## 6" x 89" OSCILLATING EDGE SANDER

KC-689-OSC-7

- Sturdy cabinet stand
- 4" Dust chute
- Quick belt release lever
- Comes with miter gauge, table guide and end table

### 6" x 89" SANDING BELTS

Model	Belt Size	Grit	Unit	Price
SB-689-60	6" x 89"	60	1	\$17.99
SB-689-80	6" x 89"	80	1	\$17.99
SB-689-100	6" x 89"	100	1	\$17.99
SB-689-120	6" x 89"	120	1	\$17.99



## 6" x 108" EDGE SANDER

CT-108C

- 2 HP motor
- Table size: Front 37" x 7 3/4", Side 19" x 12"
- Fully tilting front table
- 4" Dust chute
- Magnetic safety switch

### 6" x 108" SANDING BELTS

Model	Belt Size	Grit	Unit	Price
SB-6108-60	6" x 108"	60	1	\$19.99
SB-6108-80	6" x 108"	80	1	\$19.99
SB-6108-100	6" x 108"	100	1	\$19.99
SB-6108-120	6" x 108"	120	1	\$19.99



## 6" x 108" OSCILLATING EDGE SANDER

KC-108-OSC

- Powerful 2 HP motor
- Oscillating sanding belt
- Balanced 7" rubber drive wheel and 3" crown idler wheel provide uniform belt tracking
- End table allows curved sanding operations
- 4" Dust chute for dust collector hook-up
- Magnetic safety switch



Easy and convenient belt tension and tracking adjustment



**\$1199.**

End table allows curved sanding operations



**\$2299.**



**\$2599.**

**KING INDUSTRIAL**

# DRUM SANDERS & ACCESSORIES

## 16" OPEN DRUM SANDER

KC-1632DS

- 10 Amp. motor
- Drum speed: 1,720 RPM
- 2 1/2" dust chute
- Conveyor belt tracking is easy to adjust
- Easy clamping sanding belt loading system
- A metric and imperial depth scale is provided for thickness adjustment

**\$1099.**



Stand Included

## ABRASIVE CLEANER

KW-043

1 1/2" x 1 1/2" x 8 1/2"

**\$14.99**



## DUAL DRUM SANDER

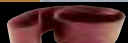
KC-26DS

- 3 HP (220V) motor
- 2 speeds (3-20 SFPM)
- Twin 4" dust chutes
- Magnetic safety switch
- Variable feed speed

**\$2799.**


### 5" x 120" SANDING BELT

Model	Belt Size	Grit	Unit	Price
SB-5120-80	5" x 120"	80	1	\$19.99
SB-5120-120	5" x 120"	120	1	\$19.99
SB-5120-150	5" x 120"	150	1	\$19.99
SB-5120-180	5" x 120"	180	1	\$19.99



26" x 12" Thickness Capacity

Two 5" aluminum sanding drums are precision balanced and driven by 2 V-belts





## DUST COLLECTION SEPARATOR with ELBOW

K-1056/  
K-1017

To maximize the cyclonic air flow in the drum



\$37.99

## 4" ALUMINUM BLAST GATE

K-1142



\$17.99

## 4" BLAST GATE

K-1007



\$7.99

## 4" T-FITTING

K-1013



\$8.99

## 4" Y-FITTING

K-1015



\$8.99

## 4" ELBOW

K-1017



\$7.99

## 4" SPLICE

K-1019



\$7.99

## 1"-6" UNIVERSAL ADAPTOR

K-1039



\$7.99

## 4" & 5" WIRE HOSE CLAMPS

4" K-1317

5" K-1318



\$1.99

## CLEAR FLEXIBLE COLLAPSIBLE PVC HOSE

4" K-1033-50



\$3.29

## PVC HOSE

K-1034-50

4" Lin. Ft.



\$4.59

## 4" X 10 FT. DUST COLLECTION HOSE KIT

K-1054

### KIT Includes:

- 4" X 10 ft. Wood Dust Collection Hose
- 4" Universal Dust Hood
- 2 x 4" Wire Hose Clamps



\$29.99

## 4" DUST COLLECTION HOOK-UP SYSTEM

27 PC



KW-270

### 27 pc Kit includes;

- 4 pc- 4" x 36" Clear tubes
- 1 pc- 4" x 7" Clear tube
- 2 pc- 4" 45 degree elbows
- 2 pc- 4" 90 degree elbows
- 7 pc- 4" adaptor fittings
- 2 pc- 4" Blast gates
- 1 pc- 4" Y-fitting
- 8 pc- retaining Brackets (including 16 screws and 16 wall plugs)

\$139.99

## 1 MICRON FELT UPPER BAGS

KDCB-3108T-1MIC

Fits: KC-3108C

\$39.99 ea.

## CLOTH BOTTOM DUST BAG

KDCB-3105B

Fits KC-3105C

\$29.99

## SEE THROUGH PLASTIC BOTTOM DUST BAG

KDCB-5

5 BAGS PER BOX

\$19.99

# DUST COLLECTORS & ACCESSORIES

## 600 CFM

KC-1105C

- 1 HP motor
- Heavy duty bag
- Comes complete with 10' hose, dust hood, dust hood support and wheel castors for portability



\$249.99

## 700 CFM

KC-2405C

- Aluminum impeller is precision balanced and designed for maximum air flow performance
- Paddle switch with removable safety key
- Washable 1 micron upper felt dust bag for optimal air flow efficiency and reusable clear plastic lower dust bags (3)
- 4" diameter inlet port

POWERFUL 1 HP, 120V  
HEAVY-DUTY TEFC



\$339.99

## 1200 CFM

KC-3109C

- 2 HP (220V) motor
- Improved metal impellers for maximum air flow performance
- 4" diameter dust ports accept accessory hoses for attaching up to 2 machines
- Comes with wheel castors for portability

1 Micron felt upper bag



\$499.99

## REMOTE POWER CONTROL SYSTEMS

- 120° Infrared ray receiving angle
- Includes mounting hardware and 2 AAA batteries



99 Minute Timer

\$99.99 \$99.99

KC-5043FX-2 5 HP (220V)

KC-5043FX-6 5 HP (600V)

- Improved metal impellers are precision balanced and designed for maximum air flow performance
- 4" diameter dust ports accept accessory hoses for attaching up to 4 machines
- Comes with wheel castors for portability

KC-4045C

- 3 HP (220V) motor
- Improved metal impellers are precision balanced and designed for maximum air flow performance
- 4" diameter dust ports accept accessory hoses for attaching up to 3 machines
- Comes with wheel castors for portability



2280 CFM

\$799.



3980 CFM

Dust bag comes with see-through window

\$1999.

TOTAL HEIGHT 11 FT.



## 3 SPEED AIR CLEANERS

WITH REMOTE CONTROLS

KAC-410

- .9 Amp. motor
- Air capacity of 410 CFM
- 2 stage filtration, one disposable electrostatic 5 microns outer filter and 1 micron inner two pocket filter



COMES WITH 3-SPEED  
REMOTE CONTROL

**\$219.99**

KAC-1050

- 1/3 HP, 3 Amp. motor
- Air suction capacity of 556, 702, 1050 CFM
- 2 stage filtration, one disposable electrostatic 5 microns outer filter and 1 micron inner three pocket filter



COMES WITH 3-SPEED  
REMOTE CONTROL

**\$379.99**

KAC-1400

- Motor 1/3 CV, 3 Amp.
- Air suction capacity of 556, 702, 1050 CFM
- 2 stage filtration, one disposable electrostatic 5 microns outer filter and 1 micron inner three pocket filter

3 amp. motor



COMES WITH 3-SPEED  
REMOTE CONTROL

**\$479.99**



## DUST COLLECTORS WITH 1 MICRON CANISTER FILTERS

### 1200 CFM DUST COLLECTOR WITH CANISTER FILTER

KC-3109C/KDCF-3500

- Noise level reading at 36": 66-77 Db
- Static pressure (inch of water): 9.5
- Dust port opening: 2 x 4" / 1 x 6"



**2 HP**  
**9 Amp. @ 220V**

**\$699.99**

### 2280 CFM DUST COLLECTOR WITH CANISTER FILTER

KC-4045C/KDCF-3500

- Noise level reading at 36": 75-85 Db
- Static pressure (inch of water): 11.8
- Dust port opening: 3 x 4" / 1 x 8"



**3 HP**  
**10 Amp. @ 220V**

**\$1149.99**



## CYCLONE DUST COLLECTORS & ACCESSORIES

KC-6150C

- Max. air suction capacity: 1,050 CFM
- Noise level reading at 36": 75 Db
- Static pressure (inch of water): 8.5
- Steel drum capacity: 18 Gallons
- Dust port opening: 2 x 4" / 1 x 6"
- Manual crank handle for easy cleaning



INCLUDES  
Remote  
control  
with timer

**1.5 HP**  
**(110V)**



**\$1299.**

KC-6200C

- Max. air suction capacity: 1,450 CFM
- Noise level reading at 36": 76 Db
- Static pressure (inch of water): 10.5
- Steel drum capacity: 28 Gallons
- Dust port opening: 2 x 4" / 1 x 6"
- Manual crank handle for easy cleaning

**2 HP**  
**(220V)**



**\$1649.**



INCLUDED  
Remote  
control  
with timer

KC-6300C

- Max. air suction capacity: 2,111 CFM
- Noise level reading at 36": 78 Db
- Static pressure (inch of water): 11.2
- Steel drum capacity: 60 Gallons
- Dust port opening: 3 x 4" / 1 x 8"
- Manual crank handle for easy cleaning

**3 HP**  
**(220V)**

### OPTIONAL

opc. heavy-duty bags kit

KDCB-61  
(Fits: KC-6150C) **\$19.99**

KDCB-62  
(Fits: KC-6200C) **\$19.99**

KDCB-63  
(Fits: KC-6300C) **\$29.99**

5 drum bags/1 canister  
filter bag



**\$2299.**



# WOOD LATHES

## 10" x 16" WOOD LATHE

KWL-1016C

- All precision-machined cast-iron bedway
- 6 speeds (480, 1270, 1960, 2730, 3327, 4023) RPM
- 1/2 HP motor
- Complete with MT#2 live center, MT#2 spur center, 3" faceplate, steel knock-out bar, hex. keys and safety glasses



### OPTIONAL

#### BED EXTENSION

EXT-1016

Increases the spindle turning capacity to 38"



**\$99.99**

**\$399.99**

## 12" x 18" VARIABLE SPEED WOOD LATHE

### FORWARD & REVERSE FUNCTION

Variable speed from 450-3,800 RPM



KWL-1218VS

- Precise spindle speed digital readout
- 24 indexing positions with spindle lock
- Comes complete with 3" faceplate, 6" & 12" tool rests with 5/8" post diameter, MT#2 spur centre and MT#2 heavy-duty live centre, safety goggles, knock-out rod, tool storage rack, screwdriver and 4 hex. keys

**1 HP high performance DC motor**

**\$599.99**

### OPTIONAL

#### BED EXTENSION

EXT-1218VS

Bed extension increases the spindle turning capacity to 44"



**\$99.99**

## 4 JAW//4" WOOD LATHE CHUCK

KW-100

Fits models KWL-1016C, KWL-1218VS & KWL-1443VS  
1" x 8 FPP



**\$115.**

## 1-1/4" x 8 TPI WOOD LATHE CHUCK ADAPTOR

KW-200

- Adapts to 1" x 8 TPI wood lathe chuck
- Fits models KWL-1643ABC



**\$29.99**

## 8 PC. WOOD LATHE CHISEL SET

KPRO-08

- Long 10" hard wood handles
- Comes in a wood box



**\$69.99**

## 12" DOVETAIL JIG

K-2796

- Handles materials from 5/16" to 1 1/4" thick, and widths up to 12"
- Unit includes 1/2" aluminum template



**\$99.99**

## MAGNETIC SWITCHES

Comes with twist lock emergency stop button

Comes with 2 wire clamps, 1 padlock and 2 spare keys



KMAG-110-811	110V (8-11 Amp.)
KMAG-110-1114	110V (11-14 Amp.)
KMAG-110-1417	110V (14-17 Amp.)
KMAG-220-811	220V (8-11 Amp.)
KMAG-220-1114	220V (11-14 Amp.)
KMAG-220-1417	220V (14-17 Amp.)
KMAG-220-1721	220V (17-21 Amp.)

**\$89.99 ea.**

## 14" X 43" VARIABLE SPEED WOOD LATHE WITH DIGITAL READOUT

KWL-1443VS

- Spindle tachometer with digital readout
- Variable speed from 600 - 2,400 RPM
- Pivoting headstock turns 180°
- Quick release headstock, tailstock and tool rest assembly for easy adjustments
- Comes complete with 6" face plate, 12" tool rest with offset and base, MT#2 headstock and tailstock centres and adjustment wrenches



**INCLUDED CAST IRON STAND**



Pivoting headstock turns 180° and locks into position for outboard turning

**\$849.99**

**KING INDUSTRIAL**

## WOOD LATHE SAFETY GUARD

KWL-160G

**\$299.**



## 16" x 43" WOOD LATHE WITH ELECTRONIC VARIABLE SPEED

KWL-1643ABC

- Powerful 2 HP, 220V, 3 phase motor with 110V, single phase input power converter
- Electronic inverter controls the variable speed range from 45 - 3,750 RPM
- Headstock swivels 360° with positive stops at 450,
- 36 x 100 indexing positions
- Comes complete with 6" face plate, 14" tool rest with offset and base, MT#2 headstock spur and tailstock live centres, knock out bar and adjustment wrenches

**\$2999.**



## 50 FT. 5 SAMSUNG™ LED STRING LIGHT

### K-5018-5LED

- Temporary string lighting with 5 high intensity Samsung™ brand LED lights in 10 feet increments
- 50 foot 18 AWG /3 conductor grounded SJT power cord
- 2500 Lumens
- 75 linear feet of coverage at 10 feet in height
- Waterproof to IP44 standards



**\$99.99**

## 5 LAMP STRING LIGHT WITH METAL CAGES

### K-5012-5LST

- 5 molded light sockets in 10 feet increments
- Heavy-duty 12 AWG /3 conductor grounded SJTW cord
- Comes with linkable molded 15A male and female ends and metal lamp cages



**\$79.99**

## LED DUAL-HEAD WORKLIGHTS

- Quick release latch
- For indoor and outdoor use in dry locations



**\$199.99**

**\$129.99**

## LED WORK LIGHTS

**Cordless**  
10W Work light emits 1200 lumens

**\$49.99**

10W Work light emits 1200 lumens

**\$29.99**

20W work light emits 2400 lumens

**\$49.99**

30W work light emits 3600 lumens

**\$79.99**

**KC-3601LED**

## INFRARED DIGITAL THERMOMETER WITH LASER POINTER

**K-550**



**\$39.99**

## DRYWALL AND PANEL LIFT

### KDL-11

- Hangs drywall in sizes up to 4 ft. x 16 ft. on any ceiling or wall up to 11 ft. high
- Tripod foot keeps drywall lift in position during use
- Easy to assemble and disassemble, can be placed in car trunk



**\$179.99**

## HIGH FREQUENCY OSCILLATING MULTI-TOOL KITS & accessories

- High frequency oscillating action without kickback
- Each kit includes a sanding back-up pad with hook and loop backing, 24 sanding papers (60, 80 and 120 grit) with hook and loop backing, 35mm Tru-cut narrow offset saw blade, 52mm rigid offset



**30 PC**  
(120V) 8348VS **\$49.99**

KW-4801	KW-4802	KW-4803	KW-4804	KW-4805	KW-4806
\$12.99	\$13.99	\$17.99	\$17.99	\$17.99	\$13.99
KW-4808	KW-4810	KW-4811	KW-4812	KW-4813	KW-4815
\$6.99	\$6.99	\$6.99	\$6.99	\$6.99	\$6.99
KW-4816	KW-4817	KW-4818	KW-4819	KW-4820	KW-4821
\$6.99	\$6.99	\$11.99	\$6.99	\$11.99	\$11.99

## ALL WEATHER HEAVY-DUTY SINGLE-TAP EXTENSION CORDS

Model	Length	AWG	Color	\$
K-2512-1-TYE	25'	12/3	YELLOW	20.99
K-2512-1-TRD	25'	12/3	RED	20.99
K-2512-1-TOR	25'	12/3	ORANGE	20.99
• 15A 125V, 1675W For indoor and outdoor use				
• Ultra flexible / High visibility colors / Lighted ends				
K-5012-1-TYE	50'	12/3	YELLOW	39.99
K-5012-1-TRD	50'	12/3	RED	39.99
K-5012-1-TOR	50'	12/3	ORANGE	39.99
K-5012-1-TGN	50'	12/3	GREEN	39.99

## 2" TRIPLE-TAP EXTENSION CORD

K-212-3T-RD	2'	12/3	RED	9.99
-------------	----	------	-----	------

## PORTABLE VARIABLE SPEED METAL CUTTING BANDSAW

### KC-8377

- Variable speed dial for 0-240 SFPM
- Cutting capacity of 5" x 5"
- Blade tension lever for quick adjustments
- Comes with standard 44-7/8" x 1/2" x 0.025" 14 TPI metal cutting blade

**Optional**  
Miter Stand turns this Bandsaw into a Cut-off Saw  
SS-8377



**\$79.99** **NEW** **\$219.99**

## 1/2" DRILLING & MIXING KIT

### KC-8316

- 0 - 600 RPM - 9 Amp. motor
- Variable speed trigger with lock-on button
- Double gear reduction for added torque
- Rear D-handle rotates 360°
- Comes with 1/2" chuck, 3 galvanized mixing paddles (10mm hex. shank), wrench and sturdy carrying case



**\$119.99**

## JAMB & UNDERCUT SAW

### KC-8363

- The height of cut is adjustable from flush to 1" above the floor with 1/8" graduated scale
- The depth of cut is adjustable to suit a variety of material thicknesses from 0 - 1-1/4" with an adjustable fence
- Comes with a 40 tooth carbide tipped blade



**\$199.99**

## Replacement Carbide Blade

### KW-098

**\$29.99**

## BISCUIT JOINER KIT

### KC-8306

- Motor: 7 Amp. 10,800 RPM
- Robust fence with 0 to 90° and 90° to 135° tilt adjustments with positive stops at 45° & 90°
- 45° location notch allows indexing off the outside of a mitered joint
- Kit includes biscuit joiner with 4" carbide tipped blade, dust bag, hex. key and plastic carrying case



**\$119.99**

## WET-DRY VACUUMS

### 8520LP

- Double filtration system
- Comes complete with 6 ft. x 1-1/4" thread-on hose, 3 pc. plastic extension wand, 20L dust bag, foam filter, reusable filter, 10" floor sweep and crevice tool

**\$59.99**

**3.5 PEAK HP 5 20 LITERS GALLON US**

### 8530LP

- Double filtration system
- Tank water drain
- Power cord wrap for 12 ft. power cord
- Comes complete with 6 ft. x 1-1/4" hose, 2 pc. plastic extension wand, 30L dust bag, cartridge filter, foam filter, reusable filter, 10" floor sweep and crevice tool

**\$79.99**

**5 PEAK HP 8 30 LITERS GALLON US**

### 8540LST

- Double filtration system
- Tank water drain
- Power cord wrap for 12 ft. power cord
- Comes complete with 6 ft. x 1-1/4" hose, 2 pc. extension wand, 40L dust bag, cartridge filter, foam filter, reusable filter, 10" floor sweep and crevice tool

**\$149.99**

**5 PEAK HP 10 40 LITERS GALLON US**

## HEPA CARTRIDGE FILTERS

### KVAC-1145

Fits: 8520LP, 8530LP  
8531LP-B, 8540LST

**\$29.99**

### KVAC-1150

Fits: 8560LST

**\$29.99**

### 8560LST

- Double filtration system
- Tank water drain
- 18 ft. power cord with convenient power cord wrap posts
- Comes complete with 8 ft. x 2-1/2" flex hose, 2 pc. 2-1/2" extension wand, contoured handle with air control, cartridge filter, foam filter, 14" floor sweep with squeegee insert, gulper tool, crevice tool and hanging accessory storage bag

**\$239.99**

**6.5 PEAK HP 16 60 LITERS GALLON US**

**13**



## ARCTIC FLEX

RETRACTABLE AIR HOSE REEL WITH  
HYBRID POLYMER AIR HOSE



K-5038FRL  
• All-Weather Flexibility (-40°C to 65°C)  
• Comes with wall mounting hardware  
**NEW \$99.99**

MANUAL AIR HOSE REEL WITH  
HYBRID POLYMER AIR HOSE



K-10014FRL  
• All-Weather Flexibility (-40°C to 65°C)  
• 360° swivel base  
**NEW \$99.99**

HYBRID POLYMER  
INDUSTRIAL AIR HOSES



HYBRID POLYMER INDUSTRIAL AIR HOSES		
K-2514H	25' x 1/4"	\$19.99
K-2538H	25' x 3/8"	\$26.99
K-5014H	50' x 1/4"	\$29.99
K-5038H	50' x 3/8"	\$39.99
K-10014H	100' x 1/4"	\$49.99
K-10038H	100' x 3/8"	\$59.99

All-Weather Flexibility  
300 PSI MAXIMUM PRESSURE

PREMIUM HYBRID POLYMER  
GARDEN HOSES 150 PSI (Working)  
450 PSI (Burst)

K-5058GH \$39.99  
5/8" x 50 ft.

K-10058GH \$69.99  
5/8" x 100 ft.

Extreme All-Weather Flexibility Kink resistant

5.5 PEAK HP 24 GALLON  
AIR COMPRESSOR

KC-3124V1  
• 150 PSI max pressure  
• 7.6 CFM @ 40 PSI  
• 6.0 CFM @ 90 PSI  
• ASME safety valve



2 cylinder cast iron  
single stage oil  
lubricated pump

**\$749.**

# AIR COMPRESSORS & ACCESSORIES

ULTRA-QUIET OIL-FREE  
AIR COMPRESSOR

KC-4620A  
• Light weight aluminum tank  
• 3.80 CFM @ 40 PSI  
• 2.35 CFM @ 90 PSI  
• Extra long pump life of over 3000 hours  
• 120 PSI maximum tank pressure  
• ASME safety valve

2 HP (PEAK) (60 Decibels)  
4.6 GALLON  
(2 X 2.3)



**\$289.99**

COMPRESSOR  
OIL BOTTLE

KW-077 \$7.99  
(850ml)

STATIONARY 6.5 PEAK  
HP 60 GALLON AIR  
COMPRESSOR

KC-6160V1  
• 150 PSI max pressure  
• 13.4 CFM @ 40 PSI  
• 11.2 CFM @ 90 PSI  
• High efficiency reed valves



2 cylinder cast iron  
single stage oil  
lubricated pump

**\$799.**

5.5 PEAK HP 20 GALLON  
AIR COMPRESSOR

KC-2051H1  
• 150 PSI max pressure  
• 7.6 CFM @ 40 PSI  
• 6.0 CFM @ 90 PSI  
• ASME safety valve

2 cylinder cast iron  
single stage oil  
lubricated pump



**\$699.**

HIGH OUTPUT 6.5 PEAK  
HP 60 GALLON AIR  
COMPRESSOR

KC-5160V1  
• 150 PSI max pressure  
• 22.6 CFM @ 40 PSI  
• 18.5 CFM @ 100 PSI  
• High efficiency reed valves



3 cylinder cast iron  
single stage oil  
lubricated pump

**\$1299.**

HIGH OUTPUT 7.5 PEAK HP 80  
GALLON AIR COMPRESSOR

KC-7180V1-MS  
• High output 30 CFM @ 100 PSI  
• 150 PSI max pressure  
• 43 CFM @ 40 PSI  
• 30 CFM @ 100 PSI  
• Heavy-duty 1/2" ball valve and easy to read tank pressure gauge



2 cylinder cast iron  
single stage oil  
lubricated pump

**\$2999.**

TIRE INFLATION GUN  
WITH PRESSURE GAUGE

K-1630  
15" flexible rubber hose with  
lever style chuck, rubber  
protected 2-1/2" diameter  
pressure gauge (pressure  
range of 10- 170 PSI)  
and a quick connect  
1/4" NPT air inlet

**\$19.99**



6.5 HP GAS WHEELBARROW  
AIR COMPRESSOR

KC-6510G1  
• 150 PSI max pressure  
• 14.1 CFM @ 40 PSI  
• 11.2 CFM @ 100 PSI

10 GALLON  
TWIN TANKS  
(2X5 GALLONS)



ASME  
safety valve

**\$799.99**



# NAILERS & STAPLERS

## 2-1/2" X 16 GA. BRAD NAILER KIT

8225NL

- 3/4" to 2 1/2" Nail range
- Comes with 1/4" air inlet, oiler, hex. keys, & sturdy carrying case



**HOT DEAL!**  
**\$99.99**

## 23 GA. X 1 3/8" HEADLESS PIN NAILER KIT

8223PN

- 1/2" to 1-3/8" Pin range
- Comes with 1/4" Air inlet, 2 removable non-marring tips, oiler, hex. keys and sturdy carrying case

**\$49.99**



ADJUSTABLE  
AIR DEFLECTOR

## 21 GA. X 1/2" CROWN UPHOLSTERY STAPLER KIT

8121S

- 1/4" to 5/8" Staple range
- Comes with 1/4" air inlet, oiler, hex. keys, & sturdy carrying case

**\$59.99**



## 23 GA. X 2" HEADLESS PIN NAILER KIT

8251PN

- 1/2" to 2" Pin nail range
- Comes with 1/4" Air inlet, 2 removable non-marring tips, oiler, hex. keys and sturdy carrying case

**\$99.99**



ADJUSTABLE  
AIR DEFLECTOR

## 18 GA. X 1" NARROW CROWN STAPLER KIT

8101S

- 3/8" to 1" Staple range
- Comes with 1/4" air inlet, oiler, hex. keys, & sturdy carrying case

**\$46.99**



ADJUSTABLE  
AIR DEFLECTOR

## 18 GA. X 2" BRAD NAILER KIT

8201N

- 3/4" to 2" Nail range
- Comes with 1/4" air inlet, oiler, hex. keys, & sturdy carrying case

**\$46.99**



ADJUSTABLE  
AIR DEFLECTOR

## 16 GA. X 2" MEDIUM CROWN STAPLER KIT

8216S-2

- 3/4" to 2" Staple range
- Comes with 1/4" air inlet, oiler, hex. keys, & sturdy carrying case

**\$99.99**



ADJUSTABLE  
AIR DEFLECTOR

**20**  
Gallon  
tank

## 5 PEAK HP AIR COMPRESSOR

8498

- Durable oil lubricated pump
- 7.4 SCFM @ 40 PSI
- 5.7 SCFM @ 90 PSI
- Air Pressure Regulator and easy to read Pressure Gauges



**HOT DEAL!**  
**\$299.99**

## 2 IN 1 -18 GA. NAILER/STAPLER KIT

8210NS

- 18 Ga. x 1/4" (3/8" to 1 5/8") stapler
- 18 Ga. (3/4" to 2") nailer
- Comes with 1/4" air inlet, oiler, hex. keys and sturdy carrying case

**\$59.99**



ADJUSTABLE  
AIR DEFLECTOR

## COIL ROOFING NAILER KIT

8245RN

- 7/8" to 1 3/4" (11 Ga.)
- Comes with 1/4" air inlet, debris shield, safety glasses, oiler, hex. keys and sturdy carrying case



ADJUSTABLE  
AIR DEFLECTOR

**HOT DEAL!**  
**\$139.99**

## 2" FLOORING STAPLER/ CLEAT NAILER KIT

8260FSN-2

- 1" to 2" Staple range
- 1 1/2" to 2" Cleat nail range
- Comes with mallet, 1/4" air inlet, safety glasses, oiler, hex. keys & sturdy carrying case



**2 in 1**

**HOT DEAL!**  
**\$159.99**

## 2" FLOORING STAPLER/ CLEAT NAILER KIT

8266FSN-3

- 1 1/2" to 2" staple range
- 1 1/2" to 2" "L" & "T" cleat nail range
- Comes with nylon-fibreglass mallet, 1/4" air inlet, safety glasses, oiler, hex. keys & sturdy carrying case



**3 in 1**

**HOT DEAL!**  
**\$179.99**

## CLIPPED HEAD FRAMING NAILER

8228N

- Shoots standard 2 3/16" - 3 9/16", 28° - 30° nails

**28° - 30°**

**\$119.99**



ADJUSTABLE  
AIR DEFLECTOR

8234N

- Shoots standard 2 3/16" - 3 9/16", 34° nails

**34°**

**\$119.99**



ADJUSTABLE  
AIR DEFLECTOR



# PROFESSIONAL SCROLL SAWS EXCELSIOR

## 16" PROFESSIONAL SCROLL SAW XL-16

- Professional quality scroll saw with 1.3 Amp DC motor
- Variable speed (400-1400 strokes/min)
- Tool free blade change system with blade holders which accept standard 5" pinless blades
- Entire head tilts up to 30° to the left and up to 45° to the right for angled cuts
- Large 12" x 18-1/2" stationary table with built-in 2-1/2" dust chute for dust collector hook-up
- Comes with five 5" pinless blades, replacement blade tension lever kit and adjustment hex. key



Built-in dust blower system

**\$699.**

### OPTIONAL

#### Pedal Switch

XL-100



**\$34.99**

## 21" PROFESSIONAL SCROLL SAW XL-21/100

- Professional quality scroll saw with 1.3 Amp DC motor
- Variable speed (400-1550 strokes/min)
- Tool free blade change system with blade holders which accept standard 5" pinless blades
- Entire head tilts up to 38° to the left and up to 45° to the right for angled cuts
- Large 13-1/2" x 23-1/2" stationary table with built-in 2-1/2" dust chute for dust collector hook-up
- Comes with five 5" pinless blades, foot switch, replacement blade tension lever kit and adjustment hex. key



Built-in dust blower system

**\$999.**

Comes standard with foot switch

### OPTIONAL

#### STAND

SS-1621XL  
For Models:  
XL-16 &  
XL-21/100



**\$99.**

## 30" PROFESSIONAL SCROLL SAW XL-30/100

- Professional quality scroll saw with 1.3 Amp DC motor
- Variable speed (400-1550 strokes/min)
- Tool free blade change system with blade holders which accept standard 5" pinless blades
- Entire head tilts up to 38° to the left and up to 45° to the right for angled cuts
- Large 14" x 32-1/2" stationary table with built-in 2-1/2" dust chute for dust collector hook-up
- Comes with five 5" pinless blades, foot switch, replacement blade tension lever kit and adjustment hex. key



Built-in dust blower system

**\$1239.**

Comes standard with foot switch

### OPTIONAL

#### STAND

SS-30XL  
For Model:  
XL-30/100



**\$99.**

WWW.KINGCANADA.COM

## 7.4V CORDLESS LED WORK LIGHT

KC-2202LED-C  
20W Work Light  
Emits 2200 lumens  
• 7.4V, 4,400 mAh  
Lithium-ion battery

**NEW**



**\$69.99** Comes with magnetic base

## Router Table Kits

### DELUXE ROUTER TABLE KIT XL-200C

#### Kit includes:

- XL-125- Router Lift
- XL-080- Router Table Fence
- XL-075- Cast-iron Table
- XL-130- Universal Dust Collection Kit
- XL-085- Floor Stand with Switch



**\$1449.99**

### ROUTER TABLE KIT XL-200MEP

#### Kit includes:

- XL-080- Router Table Fence
- XL-049- MDF Table
- XL-114- Phenolic Router Insert Plate
- XL-085- Floor Stand with Switch



**\$599.99**

## ACCESSORIES

### 4 PC. INSERT RING KITS

XL-074

Zero Clearance

XL-076

(1/4", 1/2", 1-3/8", 2-1/2")

**\$69.99**

**\$69.99**

### ROUTER REDUCER COLLARS

XL-314

3-1/4"

XL-312

3-1/2"

**\$19.99**

**\$19.99**

### 32" x 24" MDF ROUTER TABLE

XL-049

• 11-3/4" x 9-1/4" table opening

**\$199.99**

### 32" x 24" CAST-IRON ROUTER TABLE

XL-075

• 11-3/4" x 9-1/4" table opening

**\$499.99**

### PHENOLIC ROUTER INSERT PLATE

XL-114

• 11-3/4" x 9-1/4"



**\$69.99**

### 36" DELUXE ROUTER TABLE

XL-080

• 2-1/2" dust chute

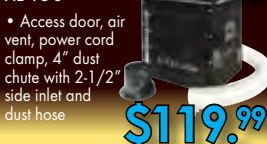


**\$229.99**

### UNIVERSAL DUST COLLECTION KIT

XL-130

• Access door, air vent, power cord clamp, 4" dust chute with 2-1/2" side inlet and dust hose



**\$119.99**

### ROUTER LIFT WITH HEIGHT LOCK

XL-125

Heavy-duty construction with 11-3/4" x 9-1/4" anodized aluminum top plate



**\$399.99**

### FLOOR STAND WITH SWITCH

XL-085

120V receptacle to connect outer power cord



**\$299.99**

We reserve the right to limit quantities. We reserve the right to correct any typographical and pictorial errors without notice. Articles may vary from illustration shown. Some retailers may not stock all products due to space restrictions and product availability.