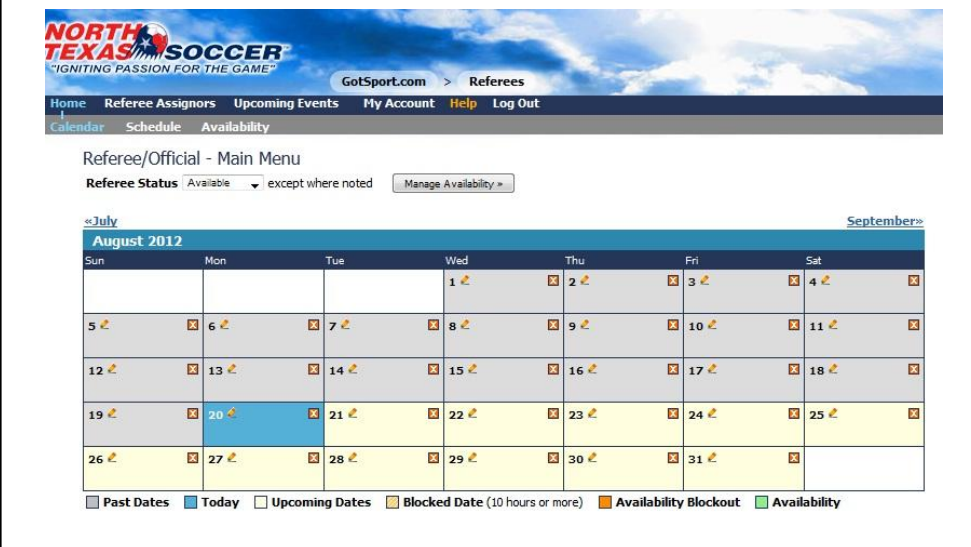


How to Register for Events

Start by logging in to your referee account at GotSoccer.com. Once you are logged in, you will see your “Home” screen and calendar. Notice there are two colored bars near top. One banner bar is dark blue and the other grey. The options available in the grey bar will change depending upon with “tab” you have selected in the dark blue.



The screenshot shows the "Referee/Official - Main Menu" on the GotSoccer.com website. At the top, there is a navigation bar with "Home", "Referee Assignors", "Upcoming Events", "My Account", "Help", and "Log Out". Below this is a secondary navigation bar with "Calendar", "Schedule", and "Availability". The main content area is titled "Referee/Official - Main Menu" and includes a "Referee Status" dropdown menu set to "Available" and a "Manage Availability" button. A calendar for August 2012 is displayed, with days of the week as columns and dates as rows. The calendar shows various event statuses: "Past Dates" (grey), "Today" (blue), "Upcoming Dates" (white), "Blocked Date (10 hours or more)" (orange), "Availability Blockout" (red), and "Availability" (green). The legend at the bottom of the calendar explains these color codes.

Sun	Mon	Tue	Wed	Thu	Fri	Sat
			1	2	3	4
5	6	7	8	9	10	11
12	13	14	15	16	17	18
19	20	21	22	23	24	25
26	27	28	29	30	31	

Legend:
 Past Dates Today Upcoming Dates Blocked Date (10 hours or more) Availability Blockout Availability

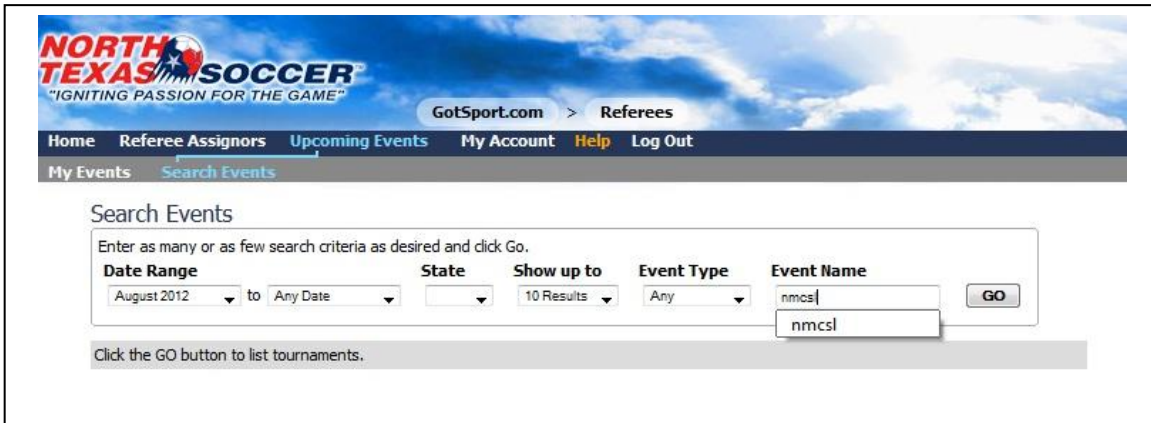
To register for events, start by clicking the “Upcoming Events” tab in the dark blue banner bar. This will bring up all the events for which you have already registered. If your page is showing you are not registered in any events. You will need to search and register for those events that you would like to work.



The screenshot shows the "My Events" page on the GotSoccer.com website. The navigation bar is the same as in the previous screenshot, but the "Upcoming Events" tab is selected. Below the navigation bar, there is a "My Events" section with a message: "You're not registered in any upcoming events." and a link: "Click Here to search all upcoming events".

In the Greater Northwest Soccer Association, games are split into two different events; U8 and below (non traveling teams) and U9 and above (traveling teams). For this reason, if you wish to referee for GNWSA, you will need to register for two different events.

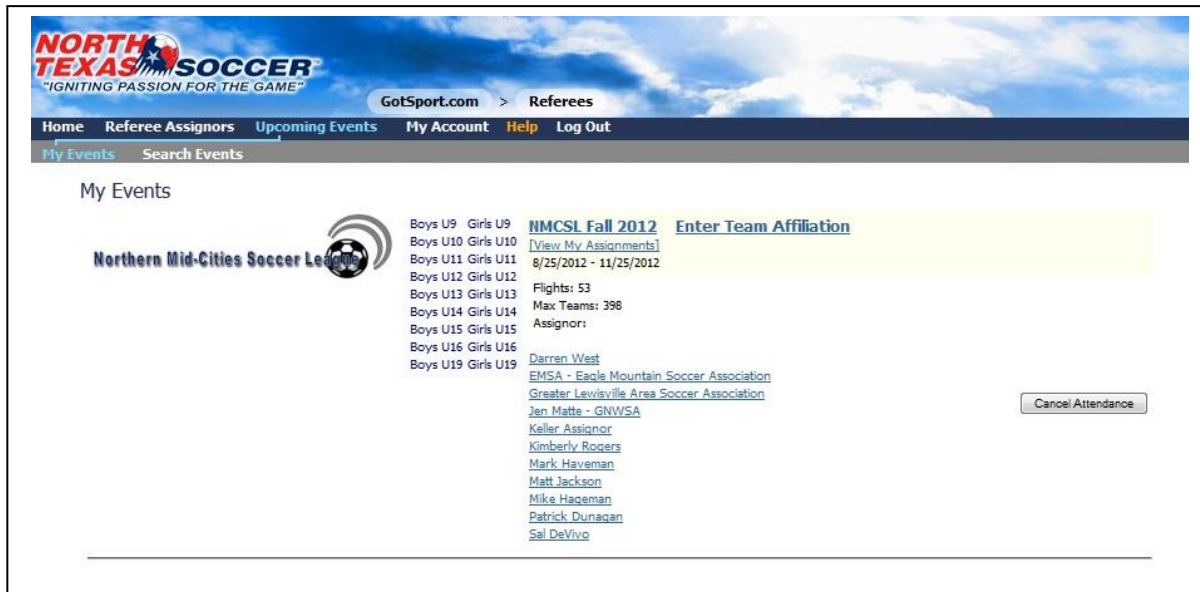
To start, please click on "Search Events" in the grey banner bar. This will bring up the search tool. In the event name field enter the event you are looking for. In this example, enter *nmcs/* and then click "go".



The system will load events that match. On the right of the event, click "Register for Event".



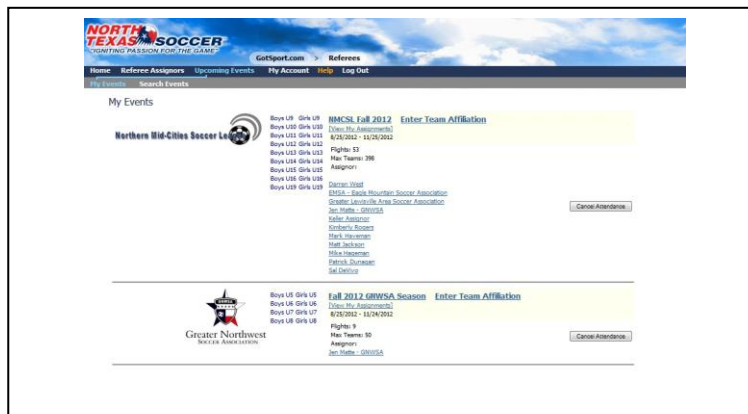
Once registered, the system will be showing your "My Events" tab with the event listed.



You will now need to register for the Greater Northwest Soccer Association. Click on “Search Events” in the grey banner bar. This will bring up the search tool. In the event name field enter the event you are looking for. In this example, enter *gnwsa* and then click “go”. The system will load events that match. On the right of the event, click “Register for Event”.



Once registered, the system will again be showing your “My Events” tab with the event(s) listed.



The next step is VERY Important!! You will need to go to the “Referee Assignors” tab in the dark blue banner bar. This will bring up all of the assignors in the events for which you registered. Delete all assignors except, Jen Matte- GNWSA. If you are a GNWSA referee, I should be your primary assignor. Please make sure I am listed as primary assignor.

