



COMMERCIAL

STORAGE TANKS



■ *42' - 105' Diameter*

■ *42,000 Bu. - 710,000 Bu. Maximum Capacity*

Great design is crucial to the quality and strength of commercial storage tanks, and Sukup has the best design in the industry. All of the vital components of Sukup Commercial Bins were computer-designed and analyzed with strength and reliability in mind. The result is the most advanced bin in the world.

Sukup has so much confidence in the quality of their Sukup Commercial Bins that they offer a 5-Year Limited Warranty - the best in the industry.




**5-Year
Limited
Warranty**



Sukup Commercial

High Strength Steel -- Sukup Sidewall Sheets

Sukup uses a minimum of 65,000 psi and up to 75,000 psi tensile strength steel to provide better vertical load carrying capacity. The 4" wide corrugations on Sukup sidewall sheets create less resistance and friction to allow grain to flow more easily. Sukup sheets are 44" high, so there are fewer rings, seams and bolts than bins with 32" sidewalls.



Top Quality Bolts

All bolts on a Sukup Commercial Bin are SAE Grade 8.2 (the highest standard in the industry) with JS 500 plating. The SAE Grade 8.2 ensures that Sukup bolts will hold up to the stresses placed on them.


Bolt Grade	Proof Load (psi)	Yield Strength (psi)	Tensile Strength (psi)
8.2 (Sukup)	120,000	130,000	150,000
5	85,000	92,000	120,000
2	55,000	57,000	74,000

Sukup uses JS 500 plating, the best coating available, on the bolts to ensure long life of their tanks. Many others use Zinc Dichromate.

Corrosion Protection	Hours to Red Rust
JS 500 (Sukup)	500
Polyseal	240
Zinc Dichromate	108
Zinc	72

Optimum Bolt Usage

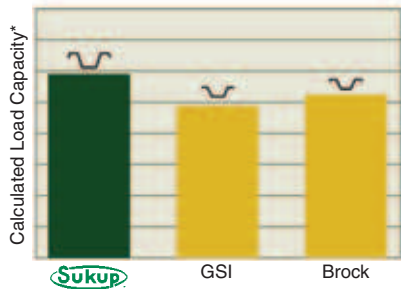
The vertical bolt pattern on Sukup Commercial Bins has been evaluated for optimum performance and convenient erection. Sukup engineers use solid imaging computer design analysis to determine the proper bolt size to ensure the integrity of the seams while minimizing the number of bolts needed in order to speed erection and keep costs in line.



rcial Storage - Better By Design

Sukup vs. the Competition -- Commercial Stiffeners

Not all stiffeners are designed alike, and not all stiffeners perform alike. Sukup commercial stiffeners are made from 65,000 PSI minimum tensile strength galvanized steel, and were computer-engineered specifically to make them the strongest on the market.



*Effective load carrying capacities of the stiffeners were calculated based on American Iron and Steel Institute (AISI) Cold-Formed Steel Standards with 8 ga. ASTM A653 Grade 50 Steel.



Sukup stiffeners are externally-mounted only. External stiffeners provide excellent support and prevent the accumulation of grain and the resulting spoilage that can occur with internal stiffeners. Wind rings are used to provide greater rigidity to Sukup Commercial Bins when they are empty.



Easy access

Sukup's taller Commercial Bins are equipped with a 26.5" diameter door, the largest round door in the industry. All Sukup doors are reversible for left or right-hand operation.



A 44", single-ring door is available on shorter Sukup Commercial Bins. The 44" door features Knuckle-Saver latches on the inner door panels that give the leverage you need to seal the inner panels tightly, without crushing your knuckles in the process. When open, the inner panels can lay flat against the sidewall.



Side Draw Systems

Sukup side draw systems are an option on commercial storage tanks. This system of unloading allows grain to be discharged using gravity, rather than electricity, saving you money.

Use only Sukup designed side draw units with Sukup Commercial Bins. Never add a side draw system to an existing bin without consulting a Sukup engineer.





Single Pass Sweep Unloading

60' diameter and smaller Sukup Commercial Bins are designed to be unloaded in a single pass. Simple anchors can be added to allow it in larger diameters.



Simple anchors may be added to allow single pass unloading in larger Sukup bins.

Sukup made a huge investment in the newest, most advanced bin manufacturing equipment in the world in order to produce the best fitting bins on the market as efficiently and economically as possible.




Sukup *Built to b*



Strongest Standard Peak Load Rating

Sukup offers commercial roofs with 15,000 or 30,000 lb. peak load ratings. Sukup commercial roofs are designed to withstand a uniformly loaded 40 lb/ft ground snow load and 90 mph gust wind speeds. Seismic rated bins are also available.



30,000 lb. Roof

The strength of the 30,000 lb. Sukup roof comes from double C-shaped channels forming I-beam rafters with C-shaped purlins. Rafters and purlins are manufactured from 65,000 psi minimum tensile strength galvanized steel.

Commercial Tank Sizes

Dia.	Peak Heights Available	Max. Cap. Available (Bu)	Standard Roof Peak Load	Optional Roof Peak Load
42'	45'11"-100'11"	42,969-107,213	5000	15,000 or 30,000
48'	47'8"-102'8"	56,929-140,840	5000	15,000 or 30,000
54'	49'8"-104'8"	73,072-179,272	15,000	30,000
60'	51'6"-106'6"	91,423-222,585	15,000	30,000
72'	54'8"-109'8"	135,353-324,153	30,000	15,000
75'	55'7"-110'7"	147,582-352,713	30,000	15,000
78'	56'6"-111'6"	160,982-382,560	30,000	15,000
90'	60'3"-115'3"	219,999-514,999	30,000	15,000
105'	64'8"-123'4"	309,096-710,624	30,000	-

Eave Heights available: 9 - 24 rings, 33'1" - 88'1".

be the Best from Base to Peak

Strength -- Inside and Out


The substructure of Sukup Commercial Roofs provides strength on the inside, but Sukup roofs also have strength on the outside with Sukup's specially-designed roof panels. Sukup roof panels are formed on a fully-automated, highly-advanced, single-pass roll forming system.



This system maintains tight tolerances, ensuring an accurate fit for easier assembly and a tight seal between panels.

Rigidized Roof Panels

Sukup's roll-forming process (shown above) includes a step to rigidize the full length of the roof panels every 4" to increase the stiffness of the panels, making them easier to handle. Sukup introduced their bins with the deepest roof ribs (3") with multiple bends, giving added strength to the roof panels. Sukup even went the extra step of making the ribs two different widths for a better overlap and fit. The inner or lower rib is slightly smaller than the upper, allowing the sheets to nest properly.




Roof Rings Standard

Roof rings are standard on all Sukup commercial roofs. The number of rings varies depending upon bin diameter.



Sukup Commercial Peak Lids

15,000 and 30,000 lb. Sukup commercial roofs come equipped with a 1/4" thick, 60" diameter, diamond deck steel peak lid that provides a solid base for conveying equipment or fill spouts. The diamond decking provides a non-slip surface for improved worker safety. The lid can be cut on-site to match your conveyor or down spout requirements.



Proper Ventilation -- Sukup Roof Vents



Proper ventilation is an important part of maintaining grain quality. Sukup offers 18" fixed screen and 24" power roof exhausters. Two 18" roof vents give the same opening as three 15" vents.



Sukup roof sheets are available pre-punched for 18" vents. Pre-punching the vent holes produces an extra-tall (1 1/8"), extruded lip that works as a barrier, preventing moisture from leaking into the tank through the vent opening.

Ladders, Cages and Platforms

Sukup has available ladders, cages, landing platforms and stairs. Sukup ladders feature continuous handrails and rungs that are securely fastened, so they can't turn. Cages are also available for outside ladders for increased safety.



Commercial Tank

Model #*	Eave Ht. (Ft.)	Eave Ht. (Meters)	Peak Ht. (Ft.)	Peak Ht. (Meters)	Max. Cap. Bu.**	Max. Vol. Cu. Ft.	Max. Vol. Cu. M.	Metric Tons*** Wheat	Metric Tons*** Corn	Metric Tons*** Rice
4209	33'1"	10.08	45'11"	14.00	42,969	50,427	1427	1166	1090	876
4210	36'9"	11.20	49'7"	15.11	47,252	55,454	1569	1282	1199	963
4211	40'5"	12.32	53'3"	16.23	51,534	60,480	1712	1399	1308	1051
4212	44'1"	13.44	56'11"	17.35	55,817	65,507	1854	1515	1417	1138
4213	47'9"	14.55	60'7"	18.47	60,100	70,533	1996	1631	1525	1225
4214	51'5"	15.67	64'3"	19.58	64,383	75,559	2138	1747	1633	1312
4215	55'1"	16.79	67'11"	20.70	68,666	80,586	2281	1864	1743	1400
4216	58'9"	17.91	71'7"	21.82	72,949	85,612	2423	1980	1851	1487
4217	62'5"	19.02	75'3"	22.94	77,232	90,639	2565	2096	1960	1574
4218	66'1"	20.14	78'11"	24.05	81,515	95,665	2707	2212	2068	1661
4219	69'9"	21.26	82'7"	25.17	85,798	100,691	2850	2329	2178	1749
4220	73'5"	22.38	86'3"	26.29	90,081	105,718	2992	2445	2286	1836
4221	77'1"	23.50	89'11"	27.41	94,364	110,744	3134	2561	2395	1923
4222	80'9"	24.61	93'7"	28.52	98,647	115,771	3276	2677	2503	2010
4223	84'5"	25.73	97'3"	29.64	102,930	120,797	3419	2794	2612	2098
4224	88'1"	26.85	100'11"	30.76	107,213	125,824	3561	2910	2721	2185
4809	33'1"	10.08	47'8"	14.53	56,929	66,811	1891	1545	1445	1160
4810	36'9"	11.20	51'4"	15.65	62,523	73,376	2077	1697	1587	1274
4811	40'5"	12.32	55'	16.76	68,117	79,941	2262	1849	1729	1389
4812	44'1"	13.44	58'8"	17.88	73,711	86,507	2448	2001	1871	1503
4813	47'9"	14.55	62'4"	19.00	79,305	93,072	2634	2152	2012	1616
4814	51'5"	15.67	66'	20.12	84,899	99,637	2820	2304	2154	1730
4815	55'1"	16.79	69'8"	21.23	90,494	106,202	3006	2456	2296	1844
4816	58'9"	17.91	73'4"	22.35	96,088	112,767	3191	2608	2438	1959
4817	62'5"	19.02	77'	23.47	101,682	119,332	3377	2760	2581	2073
4818	66'1"	20.14	80'8"	24.59	107,276	125,897	3563	2912	2723	2187
4819	69'9"	21.26	84'4"	25.70	112,870	132,462	3749	3063	2864	2300
4820	73'5"	22.38	88'	26.82	118,464	139,028	3934	3215	3006	2414
4821	77'1"	23.50	91'8"	27.94	124,058	145,593	4120	3367	3148	2529
4822	80'9"	24.61	95'4"	29.06	129,652	152,158	4306	3519	3290	2643
4823	84'5"	25.73	99'	30.18	135,246	158,723	4492	3671	3432	2757
4824	88'1"	26.85	102'8"	31.29	140,840	165,288	4678	3823	3575	2871
5409	33'1"	10.08	49'8"	15.14	73,072	85,756	2427	1983	1854	1489
5410	36'9"	11.20	53'4"	16.26	80,152	94,065	2662	2175	2034	1633
5411	40'5"	12.32	57'	17.37	87,232	102,374	2897	2368	2214	1778
5412	44'1"	13.44	60'8"	18.49	94,312	110,683	3132	2560	2394	1923
5413	47'9"	14.55	64'4"	19.61	101,392	118,992	3367	2752	2573	2067
5414	51'5"	15.67	68'	20.73	108,472	127,301	3603	2944	2753	2211
5415	55'1"	16.79	71'8"	21.84	115,552	135,610	3838	3136	2932	2355
5416	58'9"	17.91	75'4"	22.96	122,632	143,919	4073	3328	3112	2499
5417	62'5"	19.02	79'	24.08	129,712	152,228	4308	3521	3292	2644
5418	66'1"	20.14	82'8"	25.20	136,792	160,537	4543	3713	3472	2788
5419	69'9"	21.26	86'4"	26.31	143,872	168,846	4778	3905	3651	2933
5420	73'5"	22.38	90'	27.43	150,952	177,155	5013	4097	3831	3077
5421	77'1"	23.50	93'8"	28.55	158,032	185,464	5249	4289	4010	3221
5422	80'9"	24.61	97'4"	29.67	165,112	193,773	5484	4481	4190	3365
5423	84'5"	25.73	101'	30.78	172,192	202,082	5719	4674	4370	3510
5424	88'1"	26.85	104'8"	31.90	179,272	210,391	5954	4866	4550	3654
6009	33'1"	10.08	51'6"	15.70	91,473	107,352	3038	2483	2322	1865
6010	36'9"	11.20	55'2"	16.81	100,214	117,610	3328	2720	2543	2043
6011	40'5"	12.32	58'10"	17.93	108,955	127,868	3619	2957	2765	2221
6012	44'1"	13.44	62'6"	19.05	117,696	138,126	3909	3194	2986	2399
6013	47'9"	14.55	66'2"	20.17	126,436	148,384	4199	3432	3209	2577
6014	51'5"	15.67	69'10"	21.29	135,177	158,642	4490	3669	3431	2755
6015	55'1"	16.79	73'6"	22.40	143,918	168,900	4780	3906	3652	2933
6016	58'9"	17.91	77'2"	23.52	152,659	179,158	5070	4143	3874	3111
6017	62'5"	19.02	80'10"	24.64	161,399	189,416	5360	4381	4096	3290
6018	66'1"	20.14	84'6"	25.76	170,140	199,674	5651	4618	4318	3468
6019	69'9"	21.26	88'2"	26.87	178,881	209,932	5941	4855	4539	3646
6020	73'5"	22.38	91'10"	27.99	187,622	220,190	6231	5092	4761	3824
6021	77'1"	23.50	95'6"	29.11	196,362	230,448	6522	5330	4984	4003
6022	80'9"	24.61	99'2"	30.23	205,103	240,706	6812	5567	5205	4181
6023	84'5"	25.73	102'10"	31.34	213,844	250,964	7102	5804	5427	4359
6024	88'1"	26.85	106'6"	32.46	222,585	261,222	7393	6041	5648	4537
7209	33'1"	10.08	54'8"	16.66	135,353	158,883	4499	3674	3435	2759
7210	36'9"	11.20	58'4"	17.78	147,939	173,646	4917	4015	3754	3016
7211	40'5"	12.32	62'	18.90	160,526	188,410	5335	4357	4074	3272
7212	44'1"	13.44	65'8"	20.02	173,113	203,173	5753	4699	4393	3529
7213	47'9"	14.55	69'4"	21.13	185,699	217,937	6171	5040	4713	3785
7214	51'5"	15.67	73'	22.25	198,286	232,700	6589	5382	5032	4042
7215	55'1"	16.79	76'8"	23.37	210,873	247,464	7007	5723	5351	4298
7216	58'9"	17.91	80'4"	24.48	223,456	262,227	7425	6065	5671	4555
7217	62'5"	19.02	84'	25.60	236,039	276,991	7843	6407	5990	4811
7218	66'1"	20.14	87'8"	26.72	248,623	291,754	8262	6748	6310	5068
7219	69'9"	21.26	91'4"	27.84	261,206	306,518	8680	7090	6629	5325
7220	73'5"	22.38	95'	28.96	273,789	321,281	9098	7432	6949	5581
7221	77'1"	23.50	98'8"	30.07	286,373	336,045	9516	7773	7268	5838
7222	80'9"	24.61	102'4"	31.19	298,957	350,809	9934	8115	7587	6094
7223	84'5"	25.73	106'	32.31	311,540	365,572	10,352	8456	7907	6351
7224	88'1"	26.85	109'8"	33.43	324,123	380,336	10,770	8798	8226	6607

Bin Specifications

Model #*	Eave Ht. (Ft.)	Eave Ht. (Meters)	Peak Ht. (Ft.)	Peak Ht. (Meters)	Max. Cap. Bu.**	Max. Vol. Cu. Ft.	Max. Vol. Cu. M.	Metric Tons*** Wheat	Metric Tons*** Corn	Metric Tons*** Rice
7509	33'1"	10.08	55'7"	16.94	147,852	173,517	4911	4013	3752	3014
7510	36'9"	11.20	59'3"	18.06	161,509	189,545	5364	4384	4099	3292
7511	40'5"	12.32	62'11"	19.18	175,167	205,573	5818	4754	4445	3570
7512	44'1"	13.44	66'7"	20.29	188,824	221,601	6271	5125	4792	3849
7513	47'9"	14.55	70'3"	21.41	202,482	237,629	6725	5496	5139	4127
7514	51'5"	15.67	73'11"	22.53	216,139	253,658	7179	5866	5485	4405
7515	55'1"	16.79	77'7"	23.65	229,796	269,686	7632	6237	5832	4684
7516	58'9"	17.91	81'3"	24.77	243,454	285,714	8086	6608	6178	4963
7517	62'5"	19.02	84'11"	25.88	257,111	301,742	8539	6978	6524	5240
7518	66'1"	20.14	88'7"	27.00	270,769	317,770	8993	7349	6871	5519
7519	69'9"	21.26	92'3"	28.12	284,426	333,798	9446	7720	7218	5798
7520	73'5"	22.38	95'11"	29.24	298,084	349,826	9900	8091	7565	6076
7521	77'1"	23.50	99'7"	30.35	311,741	365,855	10,354	8461	7911	6354
7522	80'9"	24.61	103'3"	31.47	325,398	381,883	10,807	8832	8258	6633
7523	84'5"	25.73	106'11"	32.59	339,056	397,911	11,261	9203	8605	6911
7524	88'1"	26.85	110'7"	33.71	352,713	413,939	11,714	9573	8951	7189
7809	33'1"	10.08	56'6"	17.22	160,982	188,977	5351	4369	4085	3281
7810	36'9"	11.20	60'2"	18.34	175,754	206,304	5842	4770	4460	3582
7811	40'5"	12.32	63'10"	19.46	190,526	223,631	6332	5171	4835	3884
7812	44'1"	13.44	67'6"	20.57	205,298	240,957	6823	5572	5210	4185
7813	47'9"	14.55	71'2"	21.69	220,078	258,284	7314	5973	5585	4486
7814	51'5"	15.67	74'10"	22.81	234,841	275,611	7804	6374	5960	4787
7815	55'1"	16.79	78'6"	23.93	249,613	292,937	8295	6775	6335	5088
7816	58'9"	17.91	82'2"	25.04	264,385	310,264	8786	7176	6709	5389
7817	62'5"	19.02	85'10"	26.16	279,157	327,591	9276	7577	7084	5690
7818	66'1"	20.14	89'6"	27.28	293,929	344,917	9767	7978	7459	5991
7819	69'9"	21.26	93'2"	28.40	308,701	362,244	10,258	8379	7834	6292
7820	73'5"	22.38	96'10"	29.51	323,473	379,571	10,748	8780	8209	6594
7821	77'1"	23.50	100'6"	30.63	338,244	396,897	11,239	9181	8584	6895
7822	80'9"	24.61	104'2"	31.75	353,016	414,224	11,729	9582	8959	7196
7823	84'5"	25.73	107'10"	32.87	367,788	431,551	12,220	9982	9334	7497
7824	88'1"	26.85	111'6"	33.98	382,560	448,877	12,711	10,383	9708	7798
9009	33'1"	10.08	60'3"	18.36	219,999	258,187	7307	5971	5583	4484
9010	36'9"	11.20	63'11"	19.48	239,665	281,268	7960	6505	6082	4885
9011	40'5"	12.32	67'7"	20.60	259,332	304,348	8613	7039	6581	5286
9012	44'1"	13.44	71'3"	21.72	278,999	327,429	9266	7573	7081	5687
9013	47'9"	14.55	74'11"	22.83	298,666	350,509	9919	8106	7579	6088
9014	51'5"	15.67	78'7"	23.95	318,332	373,590	10,573	8640	8078	6489
9015	55'1"	16.79	82'3"	25.07	337,999	396,670	11,226	9174	8578	6890
9016	58'9"	17.91	85'11"	26.19	357,666	419,751	11,879	9708	9077	7291
9017	62'5"	19.02	89'7"	27.31	377,332	442,831	12,532	10,241	9575	7691
9018	66'1"	20.14	93'3"	28.42	396,999	465,912	13,185	10,775	10,075	8092
9019	69'9"	21.26	96'11"	29.54	416,666	488,992	13,838	11,309	10,574	8493
9020	73'5"	22.38	100'7"	30.66	436,332	512,073	14,492	11,843	11,073	8894
9021	77'1"	23.50	104'3"	31.78	455,999	535,154	15,145	12,377	11,572	9295
9022	80'9"	24.61	107'11"	32.89	475,666	558,234	15,798	12,910	12,071	9695
9023	84'5"	25.73	111'7"	34.01	495,332	581,315	16,451	13,444	12,570	10,096
9024	88'1"	26.85	115'3"	35.13	514,999	604,395	17,104	13,978	13,069	10,497
10509	33'1"	10.08	64'8"	19.71	309,096	362,750	10,266	8389	7844	6300
10510	36'9"	11.20	67'4"	20.83	335,864	394,165	11,155	9116	8523	6846
10511	40'5"	12.32	72'	21.95	362,633	425,580	12,044	9843	9203	7392
10512	44'1"	13.44	75'8"	23.06	389,401	456,996	12,933	10,569	9882	7937
10513	47'9"	14.55	79'4"	24.18	416,170	488,411	13,822	11,296	10,562	8483
10514	51'5"	15.67	83'	25.30	442,938	519,826	14,711	12,022	11,241	9029
10515	55'1"	16.79	86'8"	26.42	469,707	551,241	15,600	12,749	11,920	9574
10516	58'9"	17.91	90'4"	27.53	496,476	582,656	16,489	13,475	12,599	10,120
10517	62'5"	19.02	94'	28.65	523,244	614,071	17,378	14,202	13,279	10,666
10518	66'1"	20.14	97'8"	29.77	550,013	645,486	18,267	14,928	13,958	11,211
10519	69'9"	21.26	101'4"	30.89	576,781	676,902	19,156	15,655	14,637	11,757
10520	73'5"	22.38	105'	32.00	603,550	708,317	20,045	16,381	15,316	12,302
10521	77'1"	23.50	108'8"	33.12	630,318	739,732	20,934	17,108	15,996	12,848
10522	80'9"	24.61	112'4"	34.24	657,087	771,147	21,823	17,835	16,676	13,394
10523	84'4"	25.73	116'	35.36	683,855	802,562	22,713	18,561	17,355	13,939
10524	88'1"	26.85	119'8"	36.47	710,624	833,977	23,602	19,288	18,034	14,485

Sukup Manufacturing Co. provides this information to assist you in choosing the optimal equipment for your situation. Many factors, such as grain variety, maturity levels, cleanliness of the grain, various weather conditions, etc., can affect the performance of agricultural equipment and your results may vary. Thus, this information is not a guarantee of product specifications or performance. Based on these factors, Sukup specifications should only be used as estimates, and not as a warranty, express or implied, of how a particular Sukup unit will perform under your operating conditions. Because we are continuously improving Sukup products, changes may occur that may not be reflected in the specifications.

Sukup Commercial Bins are designed for storage of free-flowing grain only.

*Model # indicates bin diameter (in feet) and number of rings.

**Max capacities are based on bins with no plenum and grain peaked at 28 angle of repose with 6% compaction.

***Tonnage based on 6% compaction and the following grain densities:

Wheat: 772 kg/m³ (48 lbs/ft³)

Corn: 721 kg/m³ (45 lbs/ft³)

Rice: 580 kg/m³ (36 lbs/ft³)

Sukup Tower Dryers

- 12', 18', 24' Diameters
- 56' - 120' Heights
- Dry up to 7000 bu/hr.
- Positive unloading system removes grain from the dryer at a rate based on the grain temperature as it enters the cooling portion.



Commercial Fans

Sukup Fans are #1 in the industry! Sukup is tops in performance and reliability. Centrifugal fans available up to 60 hp. Axial fans available up to 44".



Sukup Hopper Tanks

- 15' - 36' diameter tanks available up to 12-rings.
- Capacities from 2200 bu. - 58,000 bu.
- 45° hopper.
- Exclusive inner apron prevents grain from accumulating at the tank/hopper seam and allows grain to flow freely into the hopper.

A Family Company



Sukup Manufacturing Company has come a long way from its early days of the first stirring machines. The company now has over 450,000 square feet of manufacturing space filled with the most advanced metal fabricating equipment. This equipment is used to manufacture a full line of equipment for in-bin drying and storage, in addition to dryers and farm and commercial grain bins. The company continues to grow using the same innovative spirit that was its start over 45 years ago.



Over the past forty-five years, Eugene and his sons, Charles and Steve, and their talented employees, have grown Sukup Manufacturing Company into the worldwide leader in drying, handling and storage equipment.

Over 30% of Sukup employees have been with the company for more than 10 years. That adds up to centuries of experience you won't find with other grain handling equipment manufacturers. Being a family owned company with many long-term employees allows Sukup Manufacturing to continue their dedication to their customers and providing them the best quality products and the best value for the money.



Sukup Headquarters, Sheffield, Iowa USA



Sukup Manufacturing Company ■ www.sukup.com

Box 677 ■ 1555 255th St. ■ Sheffield, Iowa USA 50475 ■ Phone: 641-892-4222
Fax: 641-892-4629 ■ Email: inquires@sukup.com

Six Distribution
Centers
To Serve You
Better
L1134-032008G

Arcola, IL 61910
980 E. State Rte. 133
217-268-3026

Aurora, NE 68818
1705 Hwy. 34 E.
402-694-5922

Defiance, OH 43512
7724 Rte. 66 N.
419-784-9871

Jonesboro, AR 72403
5917 E. Johnson Ave.
870-932-7547

Cameron, MO 64429
7426 N.E. 352nd St.
816-649-2226

Watertown, SD 57201
2701 Piper Ave.
605-882-6697

Printed in U.S.A.

© Sukup Manufacturing Co.