








Coming in Time	Puppet Time	Singing Time	Lesson Time	Play Time	Book Time	Snack Time	Going Home Time
							



How do use the Cubbies Clothes Pin chart for children with special needs:

1. Print the chart IN COLOR on legal sized cardstock. Alternatively, you can print IN COLOR on regular weight legal sized paper and laminate the card.
2. Add a clothes pin to the first yellow apple. THE CHILD will move the clothes pin to the next apple after each activity.
3. Discuss the next activity briefly with the child. "What is in the picture?" "What do we do during that time?"

The top row illustrates what the child should expect from that activity.

4. Ask the child to identify the color of the apple below the activity image. What does the color represent?

The bottom row illustrates what is expected of the child during that activity.

Red – Super Quiet Voices – Cubbies sit still and listen quietly. We listen and follow directions of the leader when the apple is red.

Yellow – Talking Voice – Cubbies may talk quietly as they interact with leaders and other Cubbies.

Green – Loud Voices can be OK – Cubbies may cheer, jump, and play while following rules and directions.

5. Refer to the activity picture or apple color as necessary.